

**Contact Us**

Mapping Enquiries: 0121 623 9780  
All areas

General Enquiries: 0800 096 3080  
All areas

**Report damage immediately – KEEP EVERYONE AWAY FROM THE AREA  
0800 6783 105**

Date Requested: 04/08/2020

Job Reference: 19570550

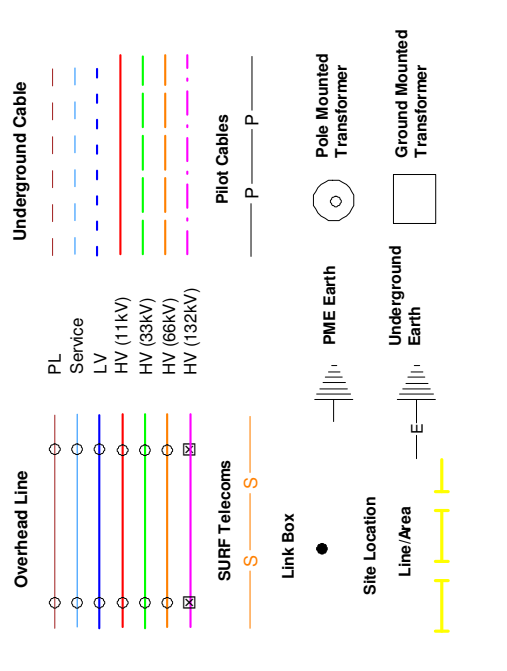
Site Location: 343239 187698

Requested by: Mrs Linda Lang

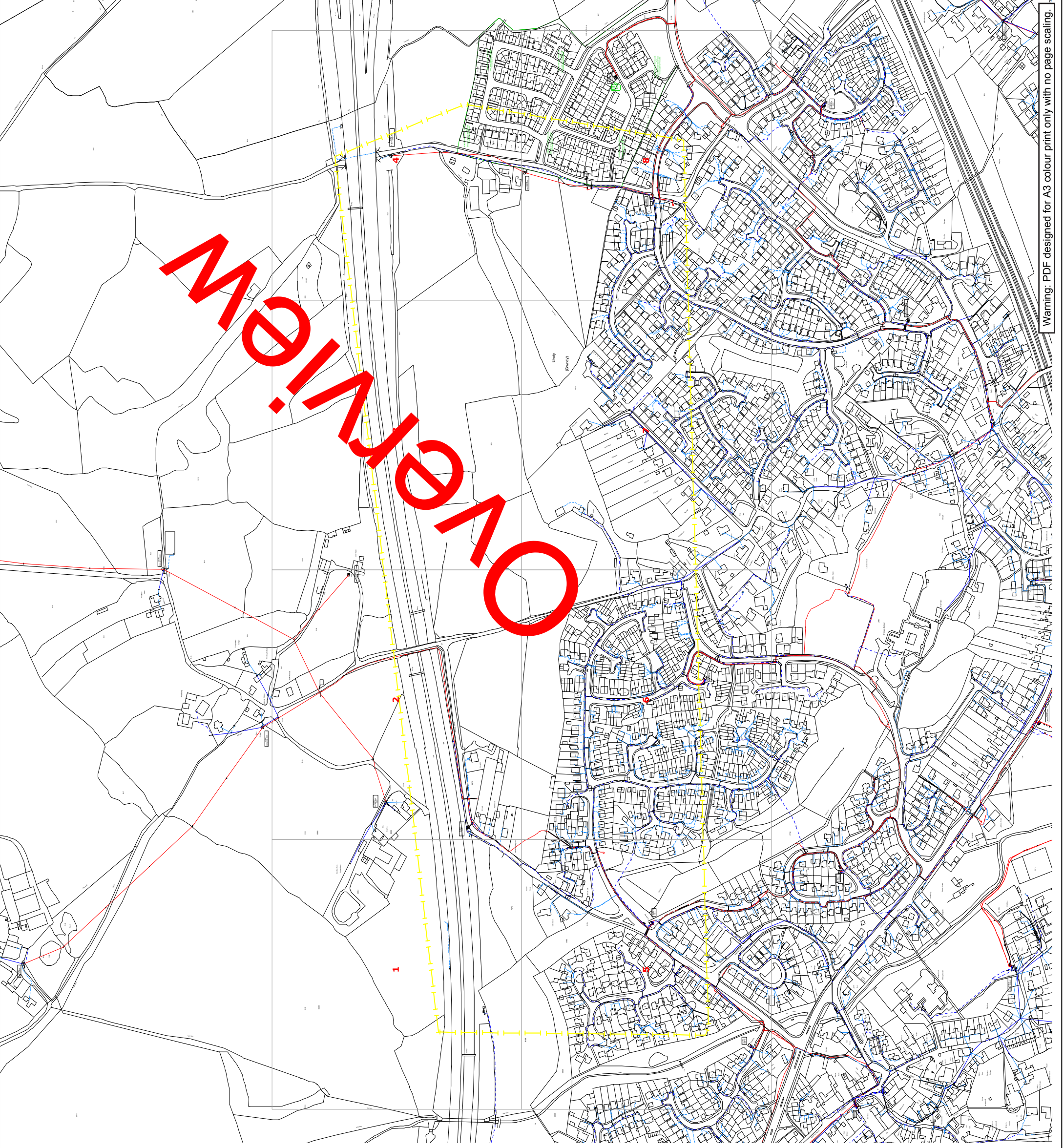
Your Scheme/Reference: Rockfield

**IMPORTANT NOTICES**

- This information is given as a guide only and its accuracy cannot be guaranteed. Services or recent additions to the network may not be shown.
- Cables, overhead lines & substations owned by other electricity network owners or private companies may be present and may not be shown.
- You should always verify exact locations of cables using a cable locator and by careful use of hand tools in accordance with HSE guidance note HSG47.
- When working within 10m of any overhead electric line you should follow the requirements of HSE Guidance Note GS6.
- For further advice on working near our electricity cables or lines, call our Contact Centre on 0800 096 3080.
- Advice should be sought from the Western Power Distribution Contact Centre for any work that is to take place in proximity to 66kV or 132kV underground cables and 66kV 132kV overhead lines – 0800 096 3080



Crown Copyright © All Rights Reserved. Ordnance Survey Licence numbers: 100022488, 100024877 & 100021807.  
 WPD Copyright: This copy has been made by or with the authority of Western Power Distribution (WPD) pursuant to Section 47 of the Copyright Designs and Patents Act 1988 unless that Act provides a relevant exception to copyright the copy must not be copied without the prior permission of the copyright owner



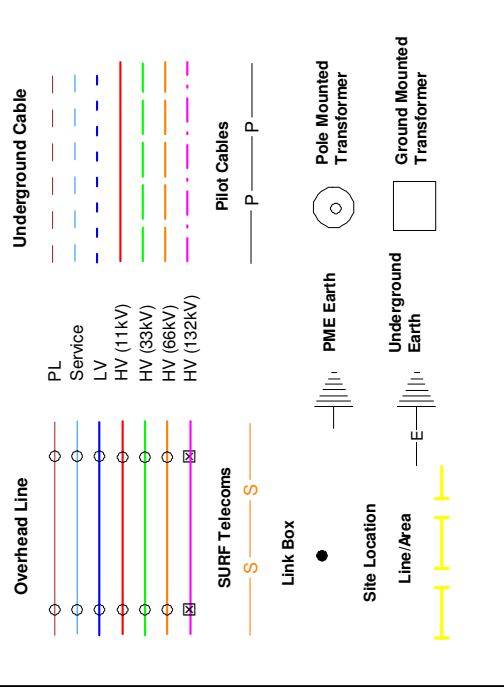
Warning: PDF designed for A3 colour print only with no page scaling.

**Contact Us**  
**Mapping Enquiries:** 0121 623 9780 All areas 0800 096 3080  
**General Enquiries:** 0800 096 3080  
**Report damage immediately – KEEP EVERYONE AWAY FROM THE AREA**  
**0800 6783 105**

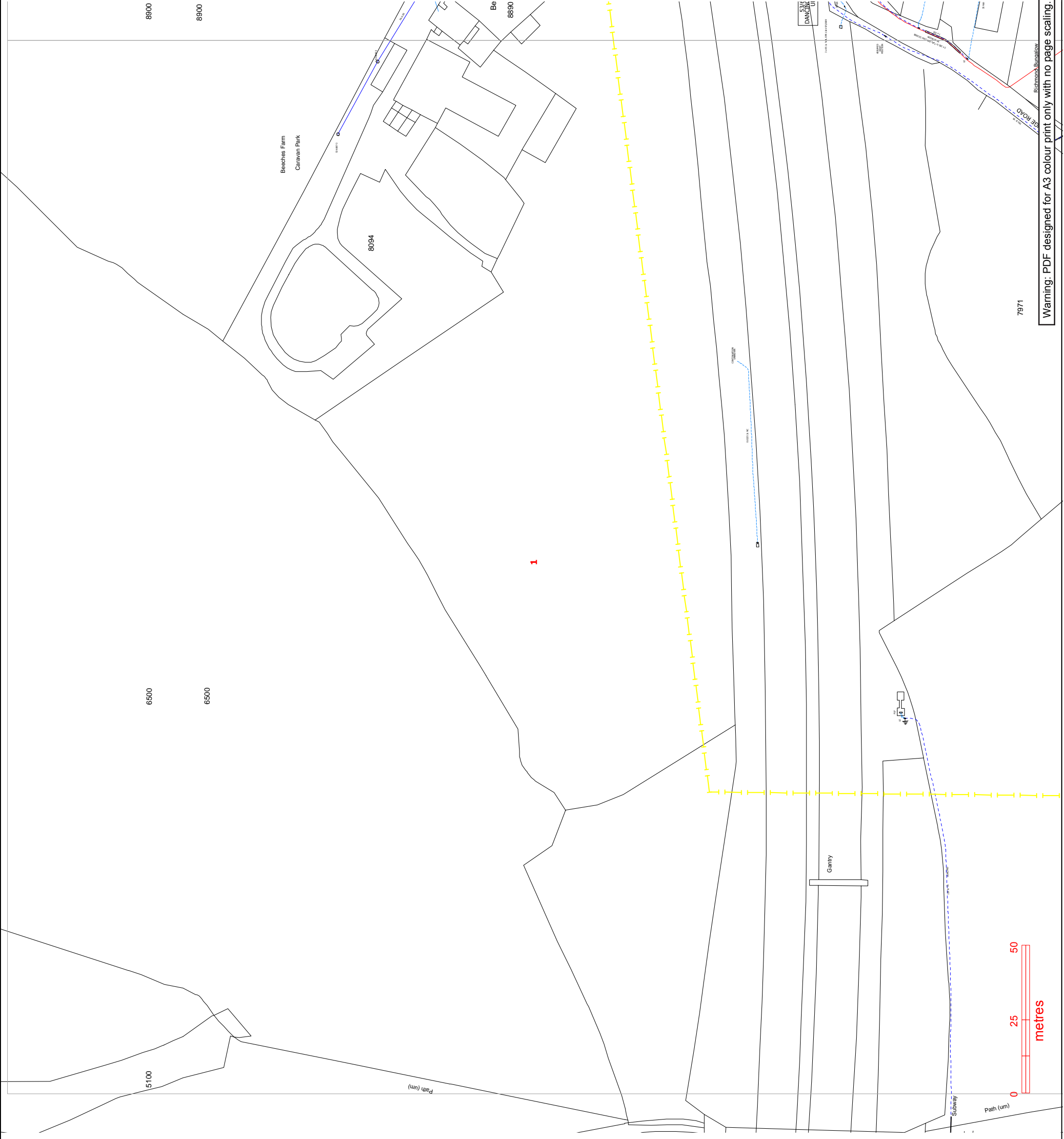
Date Requested: 04/08/2020  
 Job Reference: 19570550  
 Site Location: 343239 187698  
 Requested by: Mrs Linda Lang  
 Your Scheme/Reference: Rockfield  
 Exact Scales:  
 1:1250 Area or Circle dig site  
 1:500 Line dig site

## IMPORTANT NOTICES

- This information is given as a guide only and its accuracy cannot be guaranteed. Services or recent additions to the network may not be shown.
- Cables, overhead lines & substations owned by other electricity network owners or private companies may be present and may not be shown.
- You should always verify exact locations of cables using a cable locator and by careful use of hand tools in accordance with HSE guidance note HSG47.
- When working within 10m of any overhead electric line you should follow the requirements of HSE Guidance Note GS6.
- For further advice on working near our electricity cables or lines, call our Contact Centre on 0800 096 3080.
- Advice should be sought from the Western Power Distribution Contact Centre for any work that is to take place in proximity to 66kV or 132kV underground cables and 66kV 132kV overhead lines – 0800 096 3080



Crown Copyright © All Rights Reserved. Ordnance Survey Licence numbers: 100022488, 100024877 & 100021807.  
 WPD Copyright: This copy has been made by or with the authority of Western Power Distribution (WPD) pursuant to Section 47 of the Copyright Designs and Patents Act 1988 unless that Act provides a relevant exception to copyright the copy must not be copied without the prior permission of the copyright owner

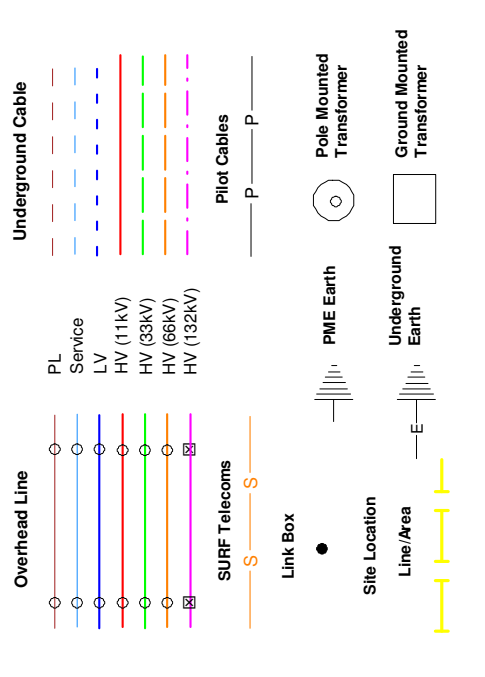


**Contact Us**  
**Mapping Enquiries:** 0121 623 9780 All areas 0800 096 3080  
**General Enquiries:** 0800 096 3080  
**Report damage immediately – KEEP EVERYONE AWAY FROM THE AREA**  
**0800 6783 105**

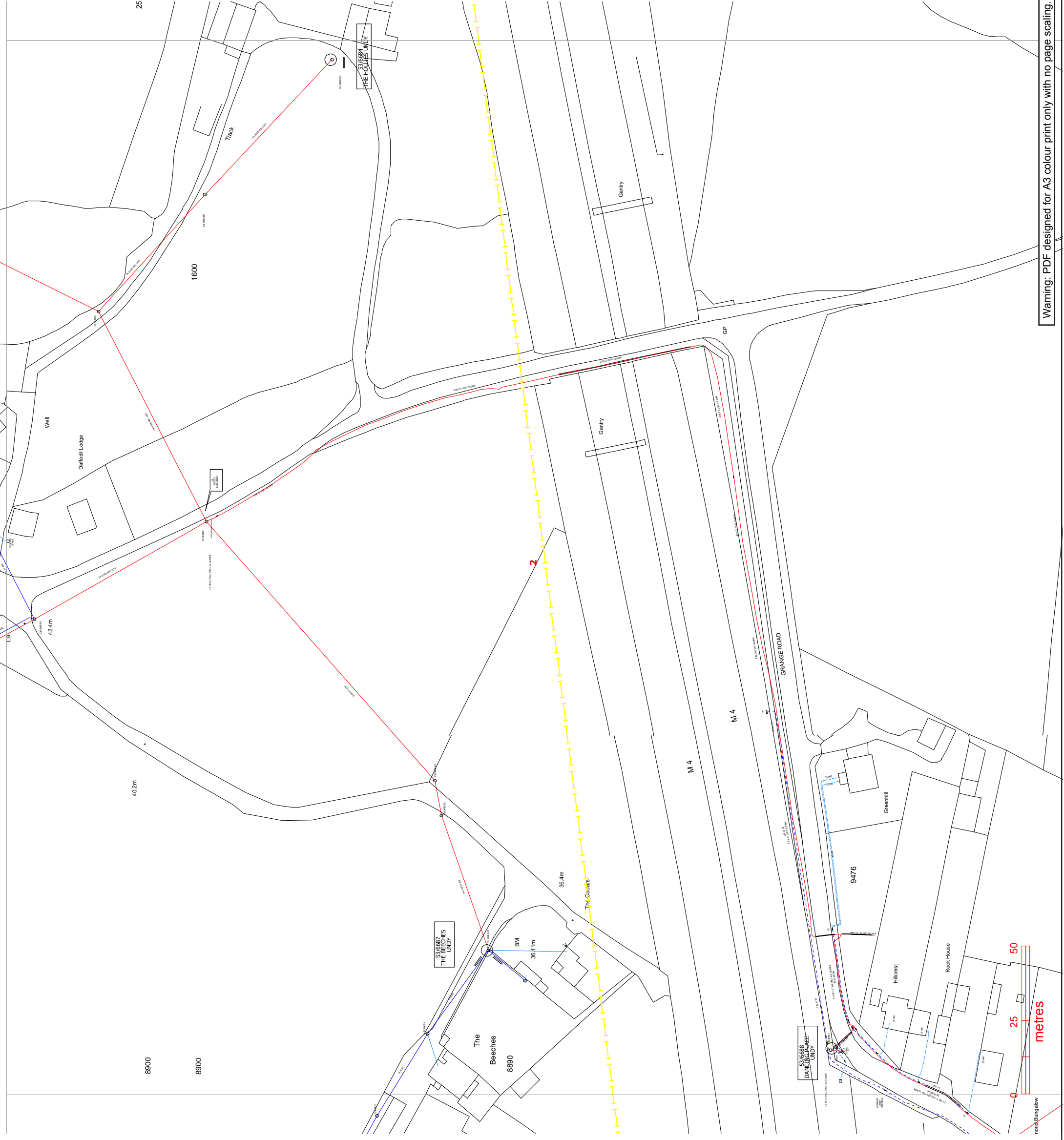
Date Requested: 04/08/2020  
 Job Reference: 19570550  
 Site Location: 343239 187698  
 Requested by: Mrs Linda Lang  
 Your Scheme/Reference: Rockfield  
 Exact Scales:  
 1:1250 Area or Circle dig site  
 1:500 Line dig site

## IMPORTANT NOTICES

- This information is given as a guide only and its accuracy cannot be guaranteed. Services or recent additions to the network may not be shown.
- Cables, overhead lines & substations owned by other electricity network owners or private companies may be present and may not be shown.
- You should always verify exact locations of cables using a cable locator and by careful use of hand tools in accordance with HSE guidance note HSG47.
- When working within 10m of any overhead electric line you should follow the requirements of HSE Guidance Note GS6.
- For further advice on working near our electricity cables or lines, call our Contact Centre on 0800 096 3080.
- Advice should be sought from the Western Power Distribution Contact Centre for any work that is to take place in proximity to 66kV or 132kV underground cables and 66kV 132kV overhead lines – 0800 096 3080



Crown Copyright © All Rights Reserved. Ordnance Survey Licence numbers: 100022488, 100024877 & 100021807.  
 WPD Copyright: This copy has been made by or with the authority of Western Power Distribution (WPD) pursuant to Section 47 of the Copyright Designs and Patents Act 1988 unless that Act provides a relevant exception to copyright the copy must not be copied without the prior permission of the copyright owner



Warning: PDF designed for A3 colour print only with no page scaling.

**Contact Us**

**Mapping Enquiries:**  
All areas 0121 623 9780

**General Enquiries:**  
All areas 0800 096 3080

**Report damage immediately – KEEP EVERYONE AWAY FROM THE AREA**  
**0800 6783 105**

Date Requested: 04/08/2020

Job Reference: 19570550

Site Location: 343239 187698

Requested by: Mrs Linda Lang

Your Scheme/Reference: Rockfield

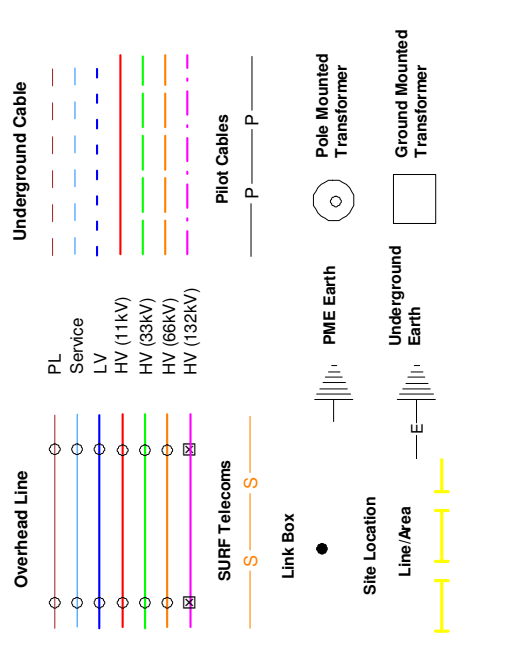
Exact Scales:

1:1250 Area or Circle dig site

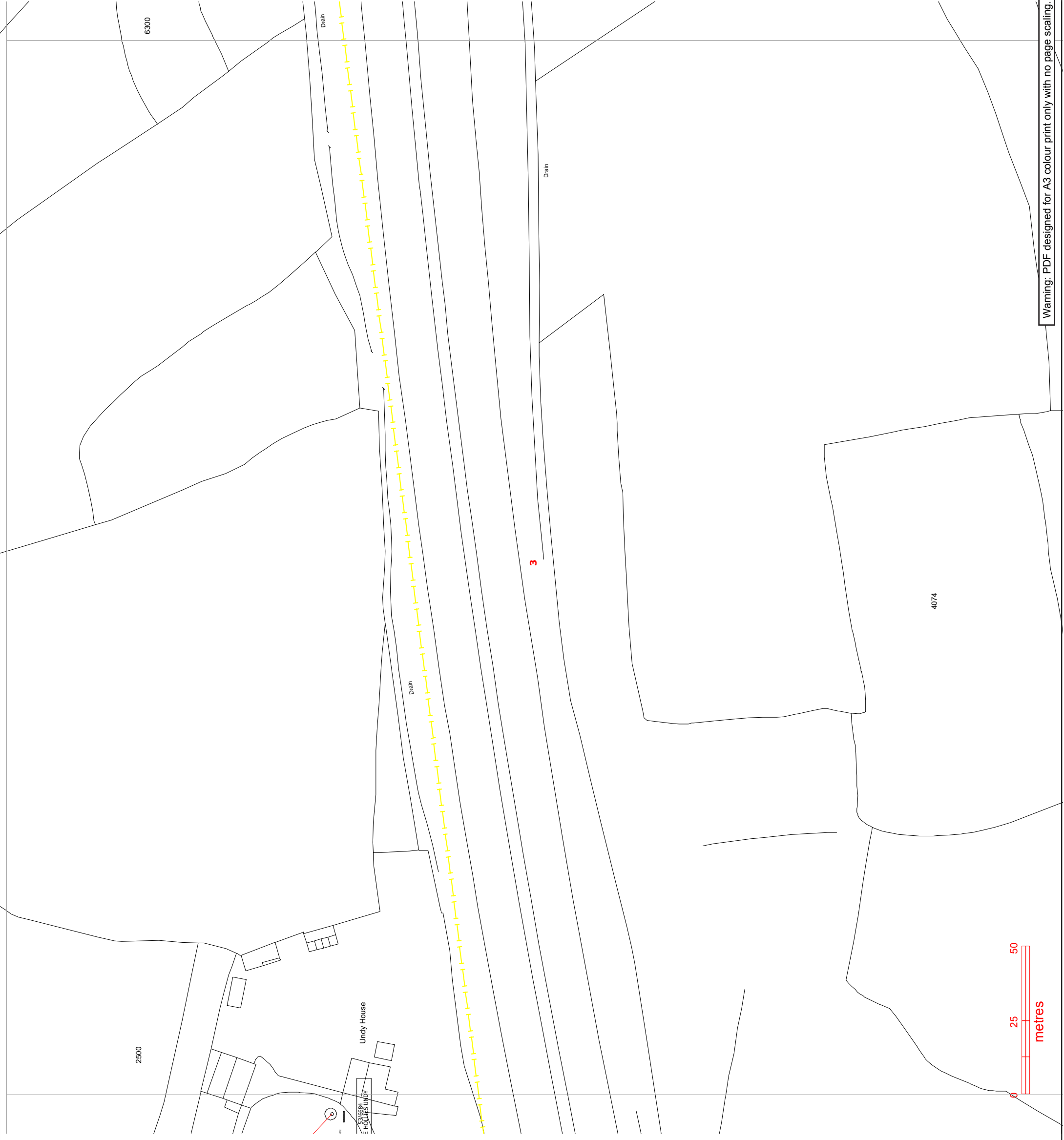
1:500 Line dig site

**IMPORTANT NOTICES**

- This information is given as a guide only and its accuracy cannot be guaranteed. Services or recent additions to the network may not be shown.
- Cables, overhead lines & substations owned by other electricity network owners or private companies may be present and may not be shown.
- You should always verify exact locations of cables using a cable locator and by careful use of hand tools in accordance with HSE guidance note HSG47.
- When working within 10m of any overhead electric line you should follow the requirements of HSE Guidance Note GS6.
- For further advice on working near our electricity cables or lines, call our Contact Centre on 0800 096 3080.
- Advice should be sought from the Western Power Distribution Contact Centre for any work that is to take place in proximity to 66kV or 132kV underground cables and 66kV 132kV overhead lines – 0800 096 3080



Crown Copyright © All Rights Reserved. Ordnance Survey Licence numbers: 10002488, 100024877 & 100021807.  
 WPD Copyright: This copy has been made by or with the authority of Western Power Distribution (WPD) pursuant to Section 47 of the Copyright Designs and Patents Act 1988 unless that Act provides a relevant exception to copyright the copy must not be copied without the prior permission of the copyright owner



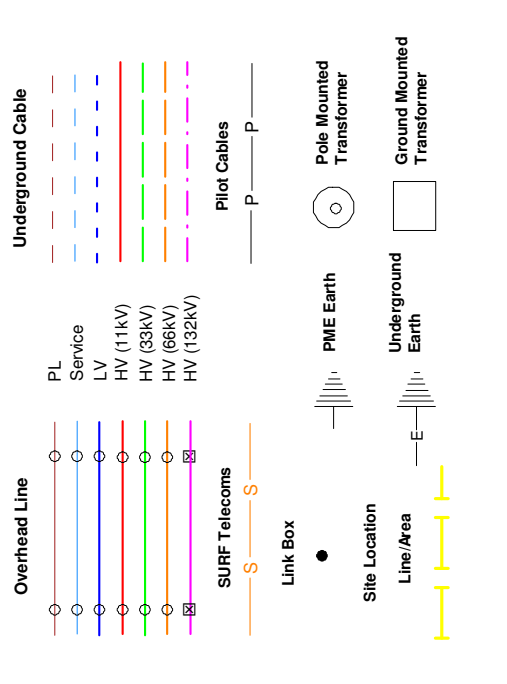
Warning: PDF designed for A3 colour print only with no page scaling.

**Contact Us**  
**Mapping Enquiries:** 0121 623 9780 All areas 0800 096 3080  
**Report damage immediately – KEEP EVERYONE AWAY FROM THE AREA**  
**0800 6783 105**

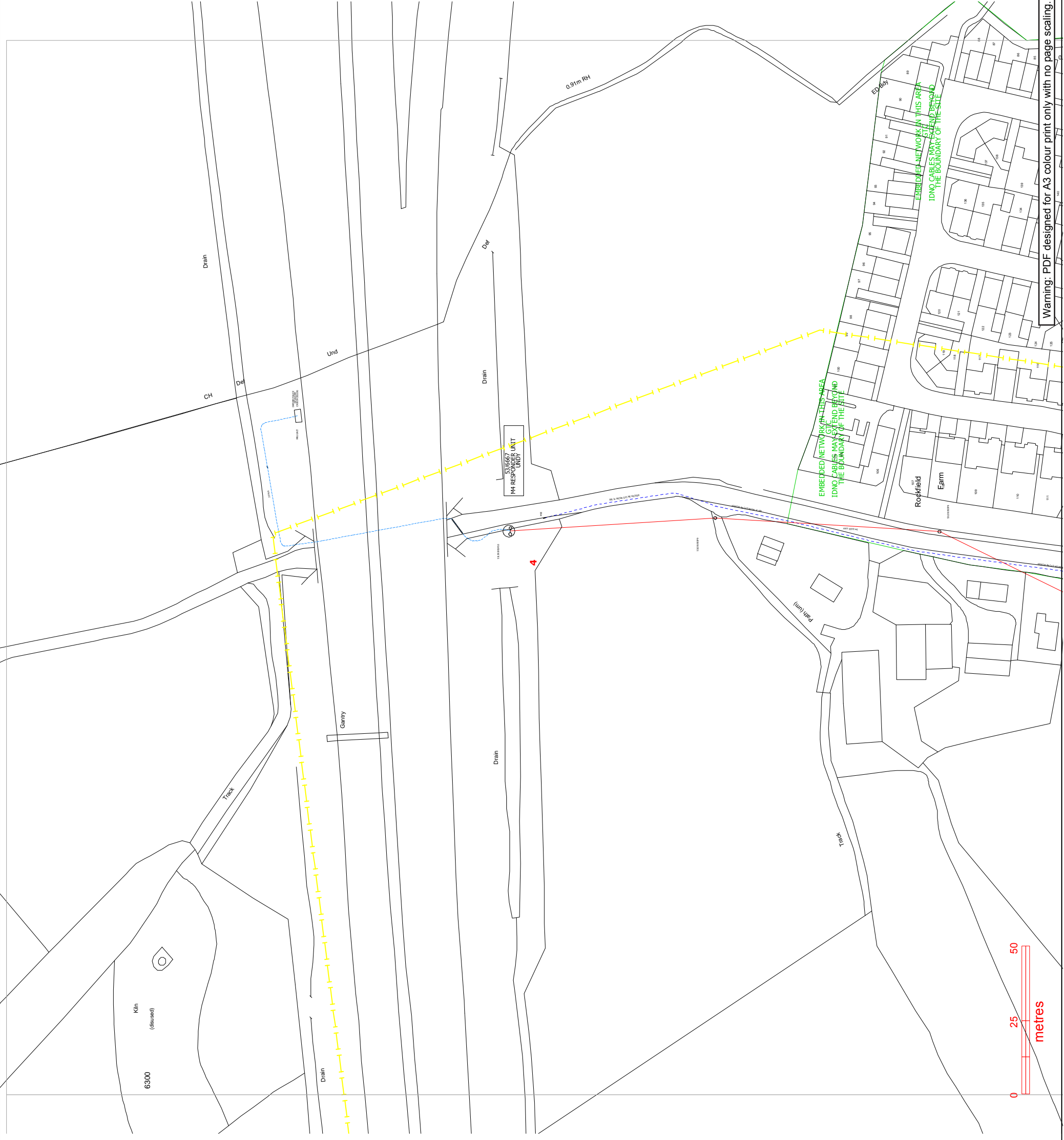
Date Requested: 04/08/2020  
 Job Reference: 19570550  
 Site Location: 343239 187698  
 Requested by: Mrs Linda Lang  
 Your Scheme/Reference: Rockfield  
 Exact Scales:  
 1:1250 Area or Circle dig site  
 1:500 Line dig site

## IMPORTANT NOTICES

- This information is given as a guide only and its accuracy cannot be guaranteed. Services or recent additions to the network may not be shown.
- Cables, overhead lines & substations owned by other electricity network owners or private companies may be present and may not be shown.
- You should always verify exact locations of cables using a cable locator and by careful use of hand tools in accordance with HSE guidance note HSG47.
- When working within 10m of any overhead electric line you should follow the requirements of HSE Guidance Note GS6.
- For further advice on working near our electricity cables or lines, call our Contact Centre on 0800 096 3080.
- Advice should be sought from the Western Power Distribution Contact Centre for any work that is to take place in proximity to 66kV or 132kV underground cables and 66kV 132kV overhead lines – 0800 096 3080



Crown Copyright © All Rights Reserved. Ordnance Survey Licence numbers: 100022488, 100024877 & 100021807.  
 WPD Copyright: This copy has been made by or with the authority of Western Power Distribution (WPD) pursuant to Section 47 of the Copyright Designs and Patents Act 1988 unless that Act provides a relevant exception to copyright the copy must not be copied without the prior permission of the copyright owner

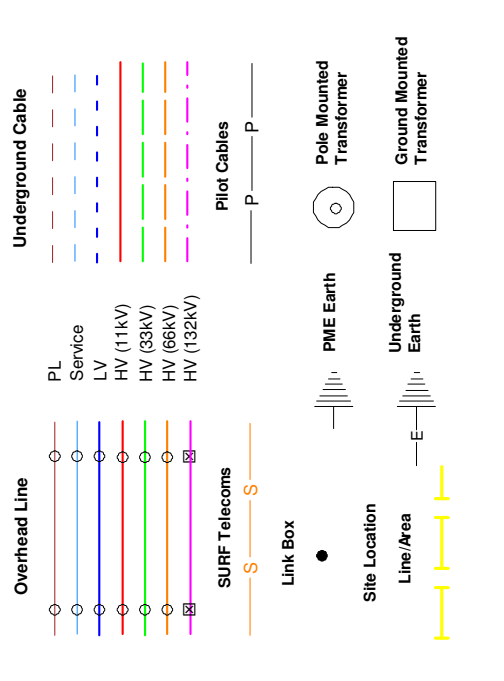


**Contact Us**  
**Mapping Enquiries:** 0121 623 9780 All areas 0800 096 3080  
**General Enquiries:** 0800 096 3080 All areas  
**Report damage immediately – KEEP EVERYONE AWAY FROM THE AREA**  
**0800 6783 105**

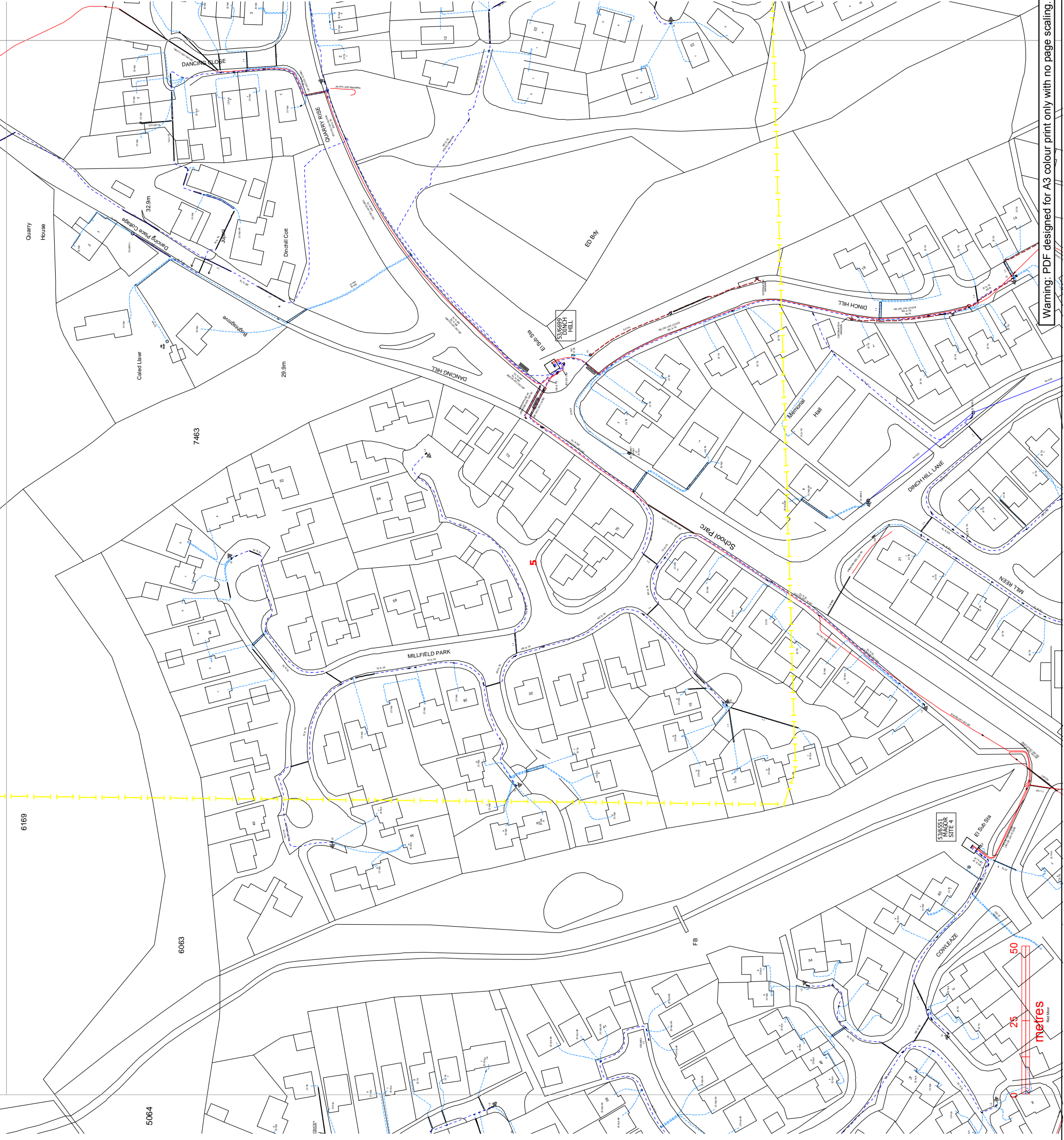
Date Requested: 04/08/2020  
 Job Reference: 19570550  
 Site Location: 343239 187698  
 Requested by: Mrs Linda Lang  
 Your Scheme/Reference: Rockfield  
 Exact Scales:  
 1:1250 Area or Circle dig site  
 1:500 Line dig site

## IMPORTANT NOTICES

- This information is given as a guide only and its accuracy cannot be guaranteed. Services or recent additions to the network may not be shown.
- Cables, overhead lines & substations owned by other electricity network owners or private companies may be present and may not be shown.
- You should always verify exact locations of cables using a cable locator and by careful use of hand tools in accordance with HSE guidance note HSG47.
- When working within 10m of any overhead electric line you should follow the requirements of HSE Guidance Note GS6.
- For further advice on working near our electricity cables or lines, call our Contact Centre on 0800 096 3080.
- Advice should be sought from the Western Power Distribution Contact Centre for any work that is to take place in proximity to 66kV or 132kV underground cables and 66kV 132kV overhead lines – 0800 096 3080



Crown Copyright © All Rights Reserved. Ordnance Survey Licence numbers: 100022488, 100024877 & 100021807.  
 WPD Copyright: This copy has been made by or with the authority of Western Power Distribution (WPD) pursuant to Section 47 of the Copyright Designs and Patents Act 1988 unless that Act provides a relevant exception to copyright the copy must not be copied without the prior permission of the copyright owner



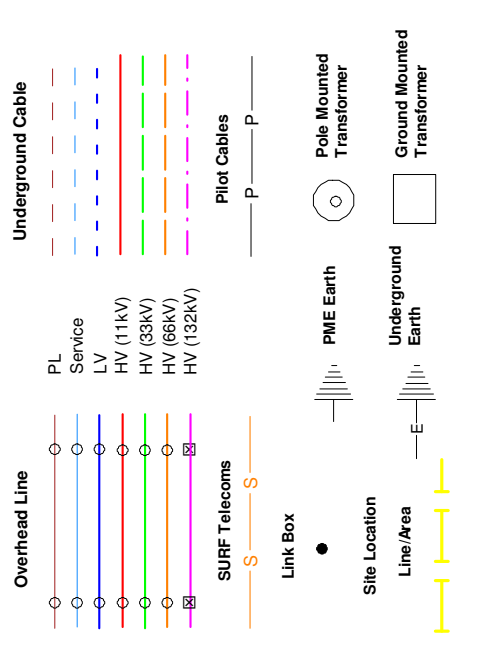
Warning: PDF designed for A3 colour print only with no page scaling.

**Contact Us**  
**Mapping Enquiries:** 0121 623 9780 All areas 0800 096 3080  
**Report damage immediately – KEEP EVERYONE AWAY FROM THE AREA**  
**0800 6783 105**

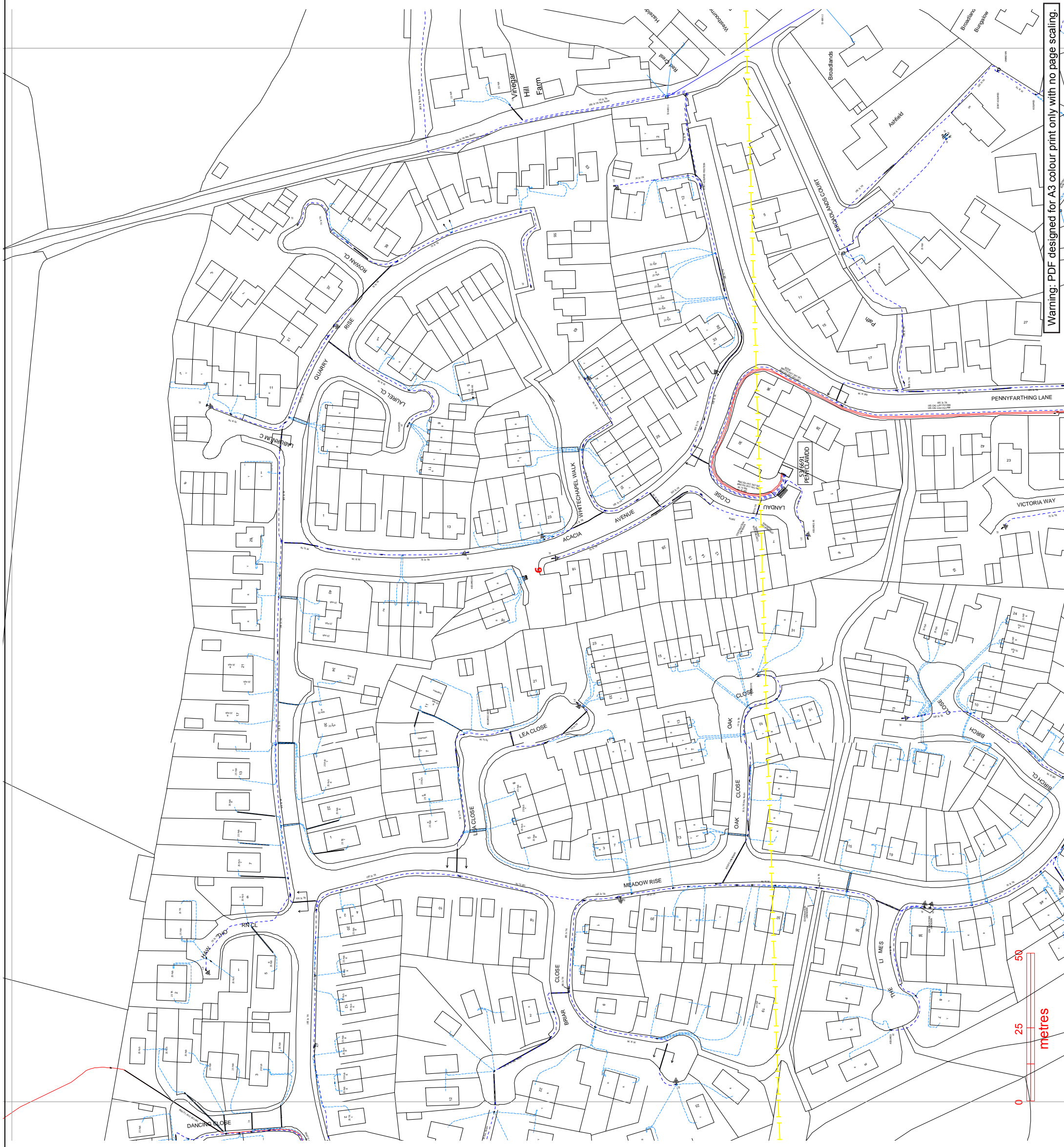
Date Requested: 04/08/2020  
 Job Reference: 19570550  
 Site Location: 343239 187698  
 Requested by: Mrs Linda Lang  
 Your Scheme/Reference: Rockfield  
 Exact Scales:  
 1:1250 Area or Circle dig site  
 1:500 Line dig site

## IMPORTANT NOTICES

- This information is given as a guide only and its accuracy cannot be guaranteed. Services or recent additions to the network may not be shown.
- Cables, overhead lines & substations owned by other electricity network owners or private companies may be present and may not be shown.
- You should always verify exact locations of cables using a cable locator and by careful use of hand tools in accordance with HSE guidance note HSG47.
- When working within 10m of any overhead electric line you should follow the requirements of HSE Guidance Note GS6.
- For further advice on working near our electricity cables or lines, call our Contact Centre on 0800 096 3080.
- Advice should be sought from the Western Power Distribution Contact Centre for any work that is to take place in proximity to 66kV or 132kV underground cables and 66kV 132kV overhead lines – 0800 096 3080



Crown Copyright © All Rights Reserved. Ordnance Survey Licence numbers: 100022488, 100024877 & 100021807.  
 WPD Copyright: This copy has been made by or with the authority of Western Power Distribution (WPD) pursuant to Section 47 of the Copyright Designs and Patents Act 1988 unless that Act provides a relevant exception to copyright the copy must not be copied without the prior permission of the copyright owner



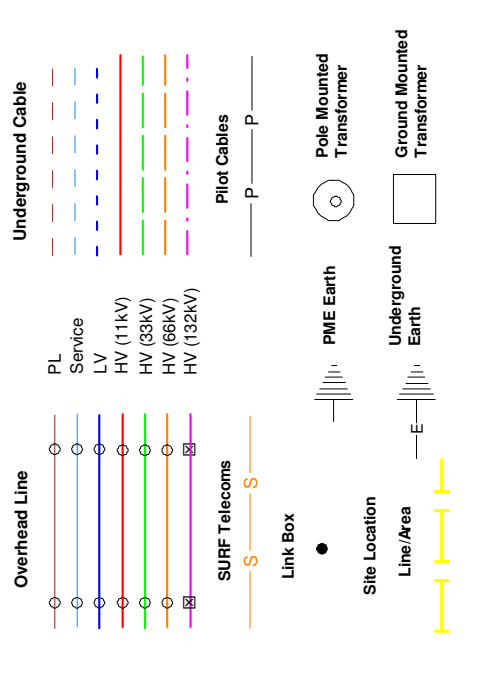
Warning: PDF designed for A3 colour print only with no page scaling.

**Contact Us**  
**Mapping Enquiries:** 0121 623 9780 All areas 0800 096 3080  
**General Enquiries:** 0800 096 3080  
**Report damage immediately – KEEP EVERYONE AWAY FROM THE AREA**  
**0800 6783 105**

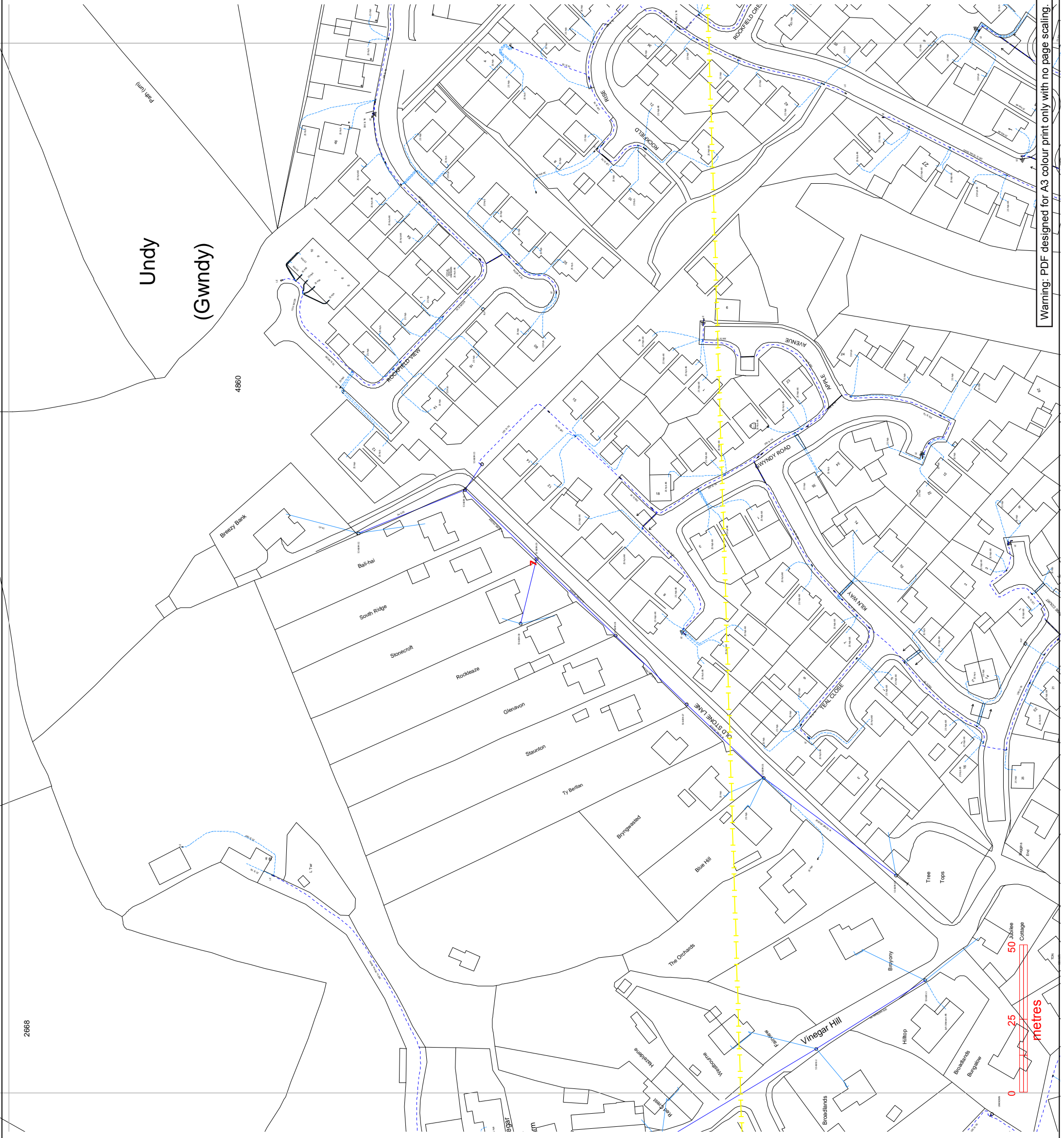
Date Requested: 04/08/2020  
 Job Reference: 19570550  
 Site Location: 343239 187698  
 Requested by: Mrs Linda Lang  
 Your Scheme/Reference: Rockfield  
 Exact Scales:  
 1:1250 Area or Circle dig site  
 1:500 Line dig site

## IMPORTANT NOTICES

- This information is given as a guide only and its accuracy cannot be guaranteed. Services or recent additions to the network may not be shown.
- Cables, overhead lines & substations owned by other electricity network owners or private companies may be present and may not be shown.
- You should always verify exact locations of cables using a cable locator and by careful use of hand tools in accordance with HSE guidance note HSG47.
- When working within 10m of any overhead electric line you should follow the requirements of HSE Guidance Note GS6.
- For further advice on working near our electricity cables or lines, call our Contact Centre on 0800 096 3080.
- Advice should be sought from the Western Power Distribution Contact Centre for any work that is to take place in proximity to 66kV or 132kV underground cables and 66kV 132kV overhead lines – 0800 096 3080



Crown Copyright © All Rights Reserved. Ordnance Survey Licence numbers: 10002488, 100024877 & 100021807.  
 WPD Copyright: This copy has been made by or with the authority of Western Power Distribution (WPD) pursuant to Section 47 of the Copyright Designs and Patents Act 1988 unless that Act provides a relevant exception to copyright the copy must not be copied without the prior permission of the copyright owner



Warning: PDF designed for A3 colour print only with no page scaling.



**Contact Us**

Mapping Enquiries: 0121 623 9780 All areas 0800 096 3080  
 General Enquiries: 0800 096 3080

**Report damage immediately – KEEP EVERYONE AWAY FROM THE AREA  
 0800 6783 105**

Date Requested: 04/08/2020

Job Reference: 19570550

Site Location: 343239 187698

Requested by: Mrs Linda Lang

Your Scheme/Reference: Rockfield

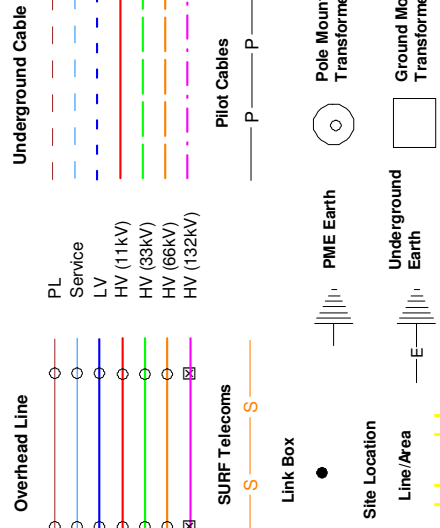
Exact Scales:

1:1250 Area or Circle dig site

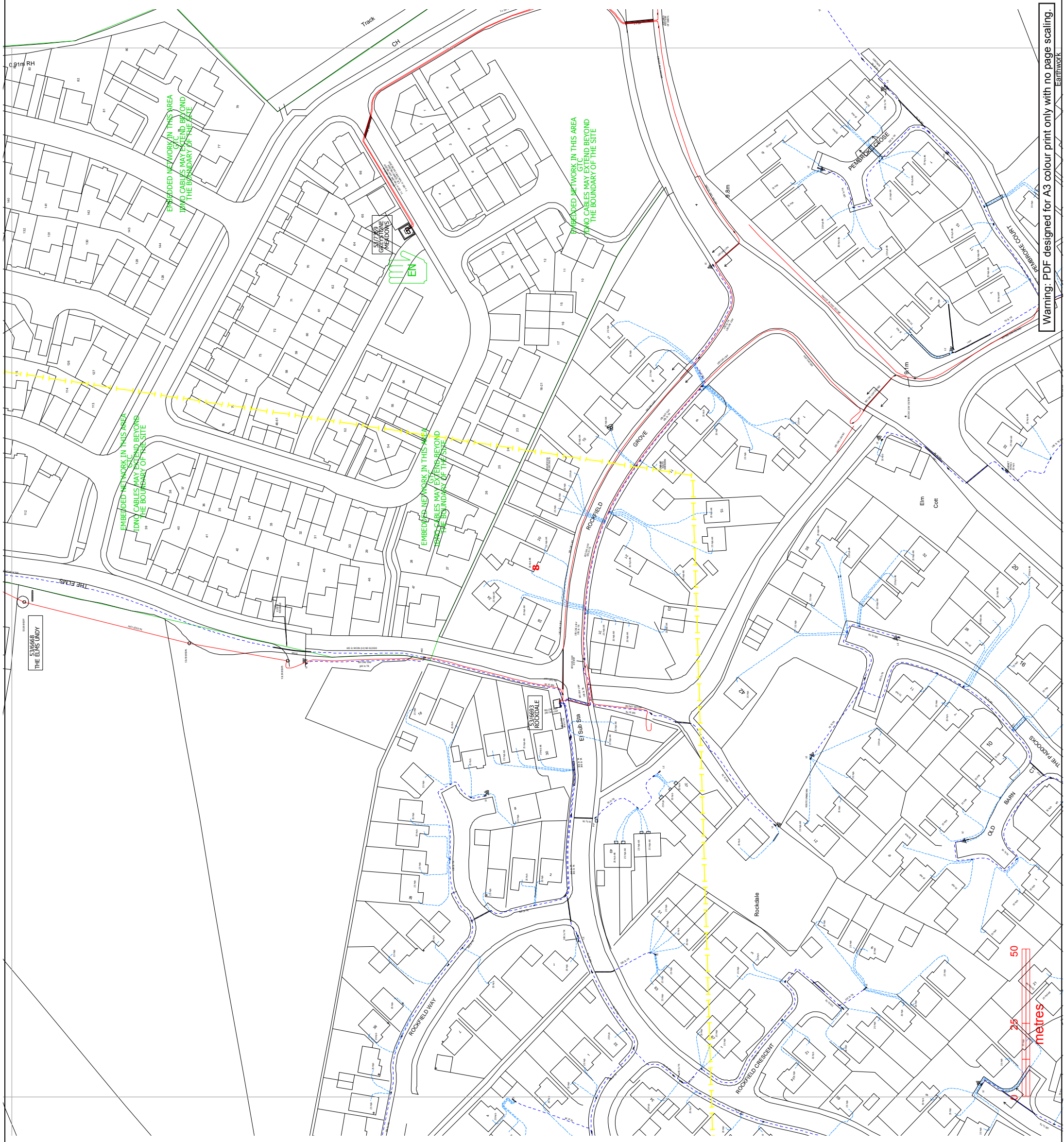
1:500 Line dig site

**IMPORTANT NOTICES**

- This information is given as a guide only and its accuracy cannot be guaranteed. Services or recent additions to the network may not be shown.
- Cables, overhead lines & substations owned by other electricity network owners or private companies may be present and may not be shown.
- You should always verify exact locations of cables using a cable locator and by careful use of hand tools in accordance with HSE guidance note HSG47.
- When working within 10m of any overhead electric line you should follow the requirements of HSE Guidance Note GS6.
- For further advice on working near our electricity cables or lines, call our Contact Centre on 0800 096 3080.
- Advice should be sought from the Western Power Distribution Contact Centre for any work that is to take place in proximity to 66kV or 132kV underground cables and 66kV 132kV overhead lines – 0800 096 3080



Crown Copyright © All Rights Reserved. Ordnance Survey Licence numbers: 10002488, 100024877 & 100021807.  
 WPD Copyright: This copy has been made by or with the authority of Western Power Distribution (WPD) pursuant to Section 47 of the Copyright Designs and Patents Act 1988 unless that Act provides a relevant exception to copyright the copy must not be copied without the prior permission of the copyright owner



Warning: PDF designed for A3 colour print only with no page scaling.