

**Contact Us**

**Mapping Enquiries:**  
All areas

0121 623 9780  
South West

**General Enquiries:**

Midlands 0845 724 0240  
South Wales 0845 601 3341  
South West 0845 601 2989

Date Requested: 30/07/2015

Job Reference: 7170275

Site Location: 343670 187706

Requested by: Mrs Linda Lang

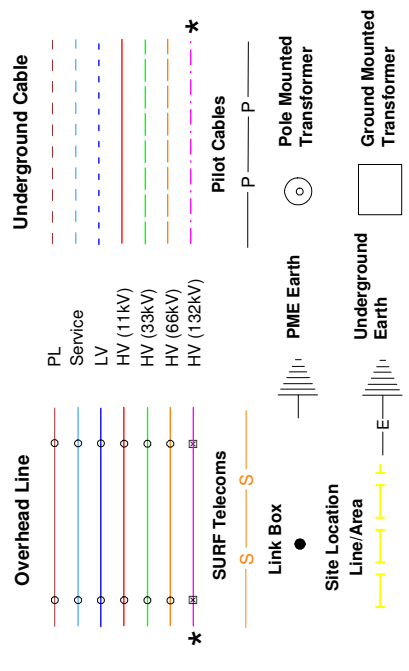
Your Scheme/Reference: Rockfield Farm

**IMPORTANT NOTICES**

- This information is given as a guide only and its accuracy cannot be guaranteed. Services or recent additions to the network may not be shown.
- Cables, overhead lines & substations owned by other electricity network owners or private companies may be present but will not be shown.
- You should always verify exact locations of cables using a cable locator and by careful use of hand tools in accordance with HSE guidance note HSG47.
- When working within 10m of any overhead electric line you should follow the requirements of HSE Guidance Note GS6.
- For further advice on working near our electricity cables or lines, call our Contact Centre on 0800 096 3080.

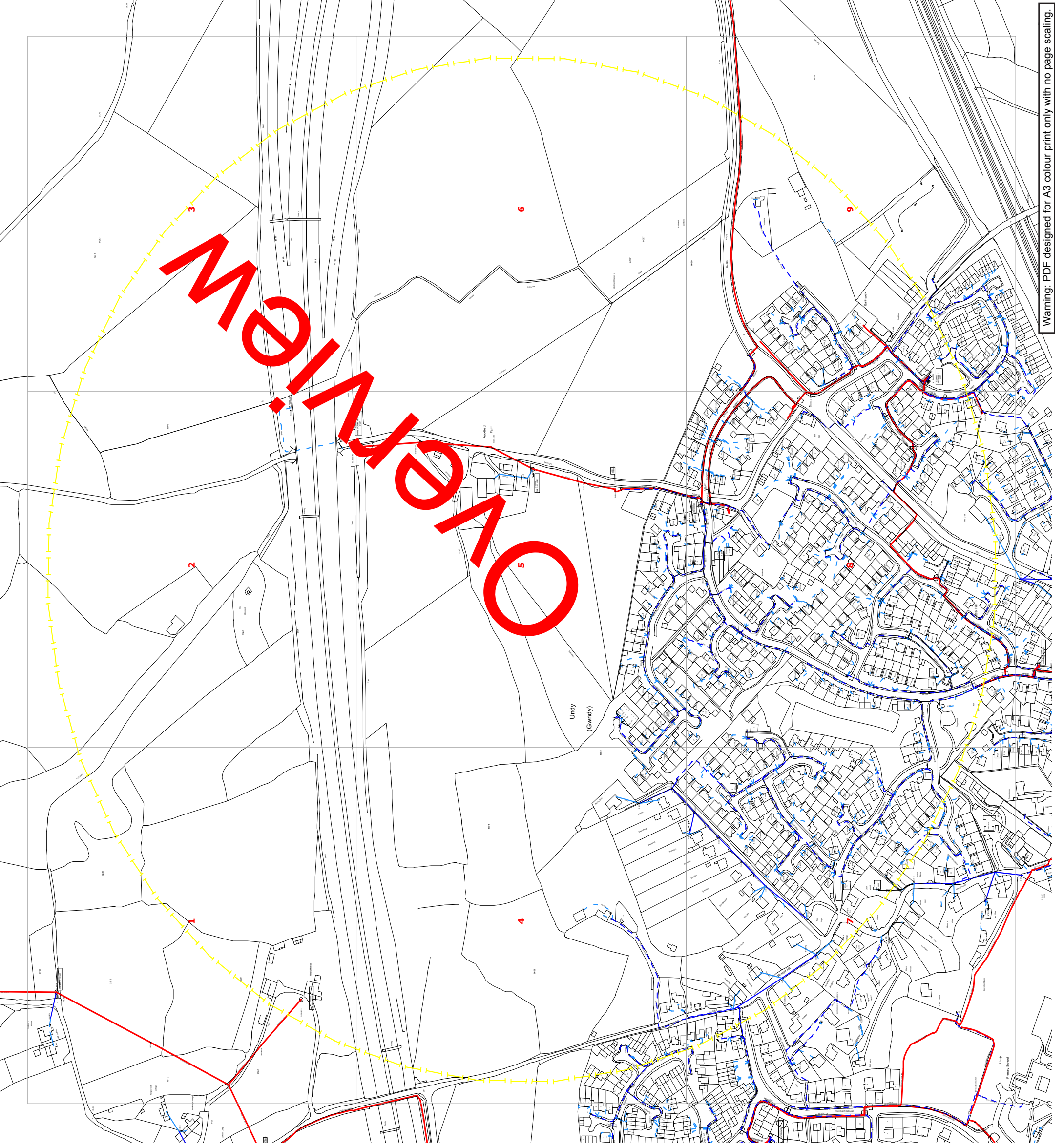
**Report damage immediately – KEEP EVERYONE AWAY FROM THE AREA**

**0800 6783 105**



\*Advice should be sought from the Western Power Distribution Contact Centre for any work that is to take place in proximity to 132kV underground cables and 132kV overhead lines – 0800 096 3080

Crown Copyright © All Rights Reserved. Ordnance Survey Licence numbers: EL27318X, 100024877 and 100021807.  
 WPD Copyright: This copy has been made by or with the authority of Western Power Distribution (WPD) pursuant to Section 47 of the Copyright Designs and Patents Act 1988 unless that Act provides a relevant exception to copyright the copy must not be copied without the prior permission of the copyright owner



Warning: PDF designed for A3 colour print only with no page scaling.

**Contact Us**

**Mapping Enquiries:**

All areas 0121 623 9780  
 Midlands 0845 724 0240  
 South Wales 0845 601 3341  
 South West 0845 601 2989

**General Enquiries:**

0845 724 0240  
 Midlands 0845 601 3341  
 South Wales 0845 601 2989

Date Requested: 30/07/2015

Job Reference: 7170275

Site Location: 343670 187706

Requested by: Mrs Linda Lang

Your Scheme/Reference: Rockfield Farm

Exact Scales:

1:1250 Area or Circle dig site

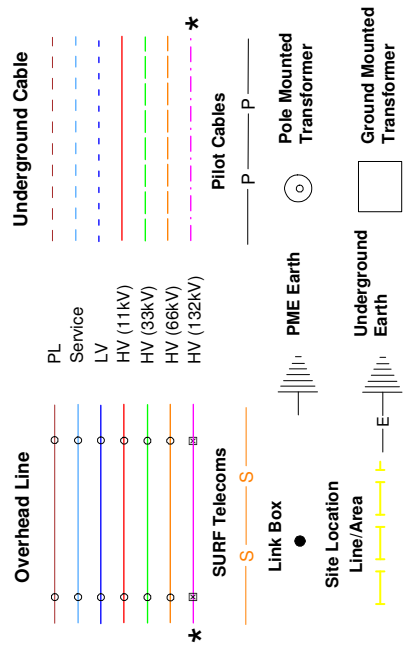
1:500 Line dig site

**IMPORTANT NOTICES**

- This information is given as a guide only and its accuracy cannot be guaranteed. Services or recent additions to the network may not be shown.
- Cables, overhead lines & substations owned by other electricity network owners or private companies may be present but will not be shown.
- You should always verify exact locations of cables using a cable locator and by careful use of hand tools in accordance with HSE guidance note HSG47.
- When working within 10m of any overhead electric line you should follow the requirements of HSE Guidance Note GS6.
- For further advice on working near our electricity cables or lines, call our Contact Centre on 0800 096 3080.

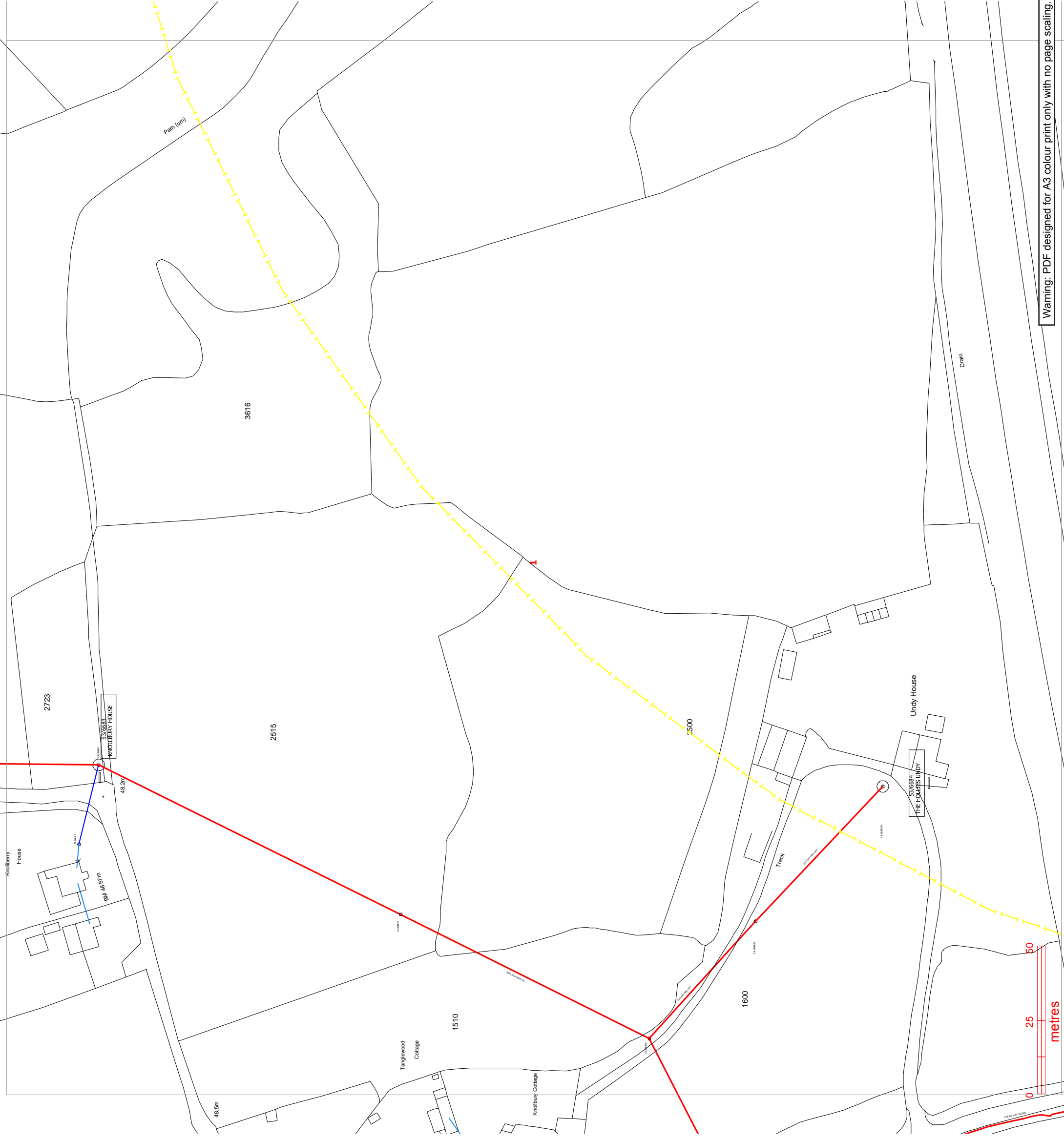
**Report damage immediately – KEEP EVERYONE AWAY FROM THE AREA**

**0800 6783 105**



\*Advice should be sought from the Western Power Distribution Contact Centre for any work that is to take place in proximity to 132kV underground cables and 132kV overhead lines – 0800 096 3080

Crown Copyright © All Rights Reserved. Ordnance Survey Licence numbers: EL27318X, 100024877 and 100021807.  
 WPD Copyright: This copy has been made by or with the authority of Western Power Distribution (WPD) pursuant to Section 47 of the Copyright Designs and Patents Act 1988 unless that Act provides a relevant exception to copyright the copy must not be copied without the prior permission of the copyright owner



Warning: PDF designed for A3 colour print only with no page scaling.

**Contact Us**

**Mapping Enquiries:**  
All areas

0121 623 9780  
Midlands  
South Wales  
South West

**General Enquiries:**

0845 724 0240  
0845 601 3341  
0845 601 2989

Date Requested: 30/07/2015

Job Reference: 7170275

Site Location: 343670 187706

Requested by: Mrs Linda Lang

Your Scheme/Reference: Rockfield Farm

Exact Scales:

1:1250 Area or Circle dig site

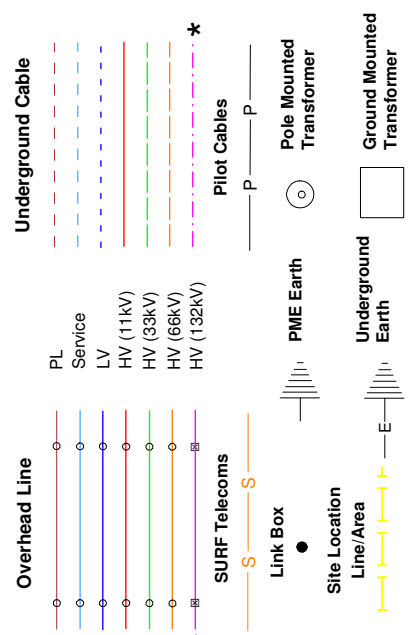
1:500 Line dig site

**IMPORTANT NOTICES**

- This information is given as a guide only and its accuracy cannot be guaranteed. Services or recent additions to the network may not be shown.
- Cables, overhead lines & substations owned by other electricity network owners or private companies may be present but will not be shown.
- You should always verify exact locations of cables using a cable locator and by careful use of hand tools in accordance with HSE guidance note HSG47.
- When working within 10m of any overhead electric line you should follow the requirements of HSE Guidance Note GS6.
- For further advice on working near our electricity cables or lines, call our Contact Centre on 0800 096 3080.

**Report damage immediately – KEEP EVERYONE AWAY FROM THE AREA**

**0800 6783 105**

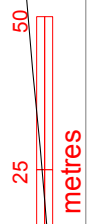


\*Advice should be sought from the Western Power Distribution Contact Centre for any work that is to take place in proximity to 132kV underground cables and 132kV overhead lines – 0800 096 3080

Crown Copyright © All Rights Reserved. Ordnance Survey Licence numbers: EL27318X, 100024877 and 100021807.  
 WPD Copyright: This copy has been made by or with the authority of Western Power Distribution (WPD) pursuant to Section 47 of the Copyright Designs and Patents Act 1988 unless that Act provides a relevant exception to copyright the copy must not be copied without the prior permission of the copyright owner



Warning: PDF designed for A3 colour print only with no page scaling.



**Contact Us**

**Mapping Enquiries:**  
All areas 0121 623 9780

**General Enquiries:**  
Midlands 0845 724 0240  
South Wales 0845 601 3341  
South West 0845 601 2989

Date Requested: 30/07/2015

Job Reference: 7170275

Site Location: 343670 187706

Requested by: Mrs Linda Lang

Your Scheme/Reference: Rockfield Farm

Exact Scales:

1:1250 Area or Circle dig site

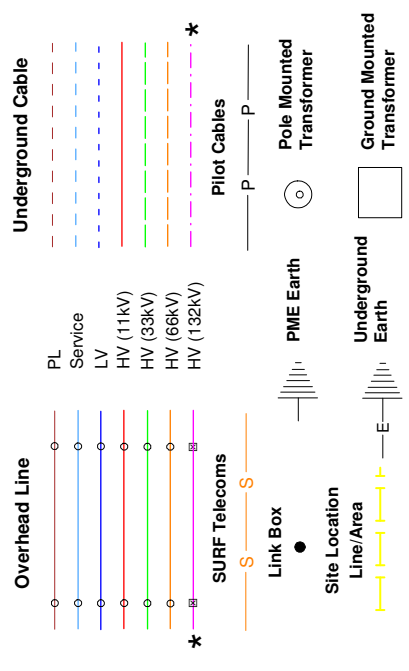
1:500 Line dig site

**IMPORTANT NOTICES**

- This information is given as a guide only and its accuracy cannot be guaranteed. Services or recent additions to the network may not be shown.
- Cables, overhead lines & substations owned by other electricity network owners or private companies may be present but will not be shown.
- You should always verify exact locations of cables using a cable locator and by careful use of hand tools in accordance with HSE guidance note HSG47.
- When working within 10m of any overhead electric line you should follow the requirements of HSE Guidance Note GS6.
- For further advice on working near our electricity cables or lines, call our Contact Centre on 0800 096 3080.

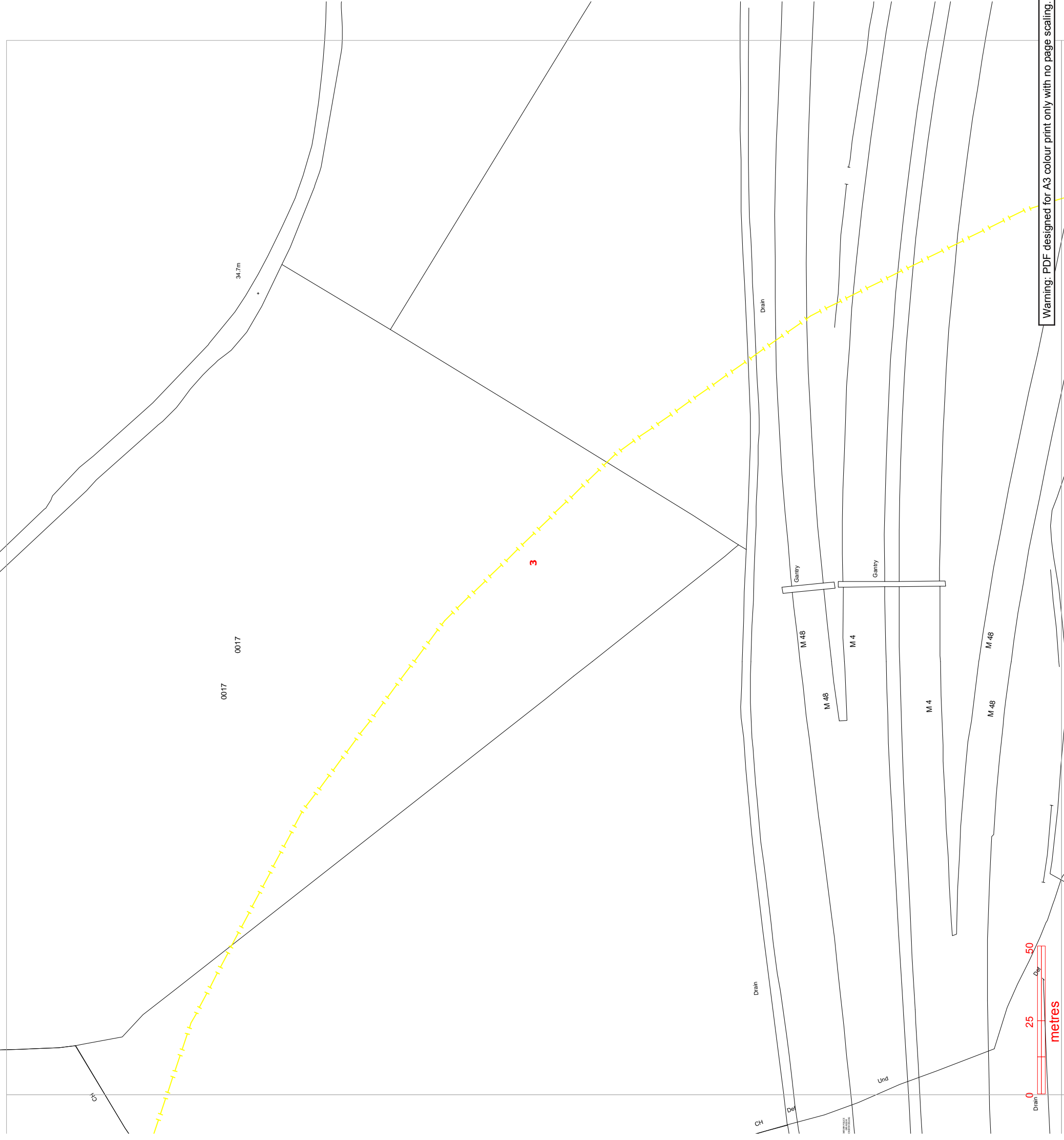
**Report damage immediately – KEEP EVERYONE AWAY FROM THE AREA**

**0800 6783 105**



\*Advice should be sought from the Western Power Distribution Contact Centre for any work that is to take place in proximity to 132kV underground cables and 132kV overhead lines – 0800 096 3080

Crown Copyright © All Rights Reserved. Ordnance Survey Licence numbers: EL27318X, 100024877 and 100021807.  
 WPD Copyright: This copy has been made by or with the authority of Western Power Distribution (WPD) pursuant to Section 47 of the Copyright Designs and Patents Act 1988 unless that Act provides a relevant exception to copyright the copy must not be copied without the prior permission of the copyright owner



Warning: PDF designed for A3 colour print only with no page scaling.

**Contact Us**

**Mapping Enquiries:**  
All areas

0121 623 9780  
Midlands  
South Wales  
South West

**General Enquiries:**

0845 724 0240  
0845 601 3341  
0845 601 2989

Date Requested: 30/07/2015

Job Reference: 7170275

Site Location: 343670 187706

Requested by: Mrs Linda Lang

Your Scheme/Reference: Rockfield Farm

Exact Scales:

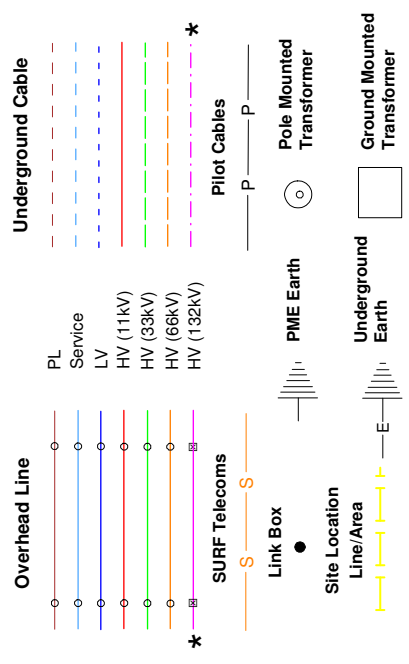
1:1250 Area or Circle dig site  
1:500 Line dig site

**IMPORTANT NOTICES**

- This information is given as a guide only and its accuracy cannot be guaranteed. Services or recent additions to the network may not be shown.
- Cables, overhead lines & substations owned by other electricity network owners or private companies may be present but will not be shown.
- You should always verify exact locations of cables using a cable locator and by careful use of hand tools in accordance with HSE guidance note HSG47.
- When working within 10m of any overhead electric line you should follow the requirements of HSE Guidance Note GS6.
- For further advice on working near our electricity cables or lines, call our Contact Centre on 0800 096 3080.

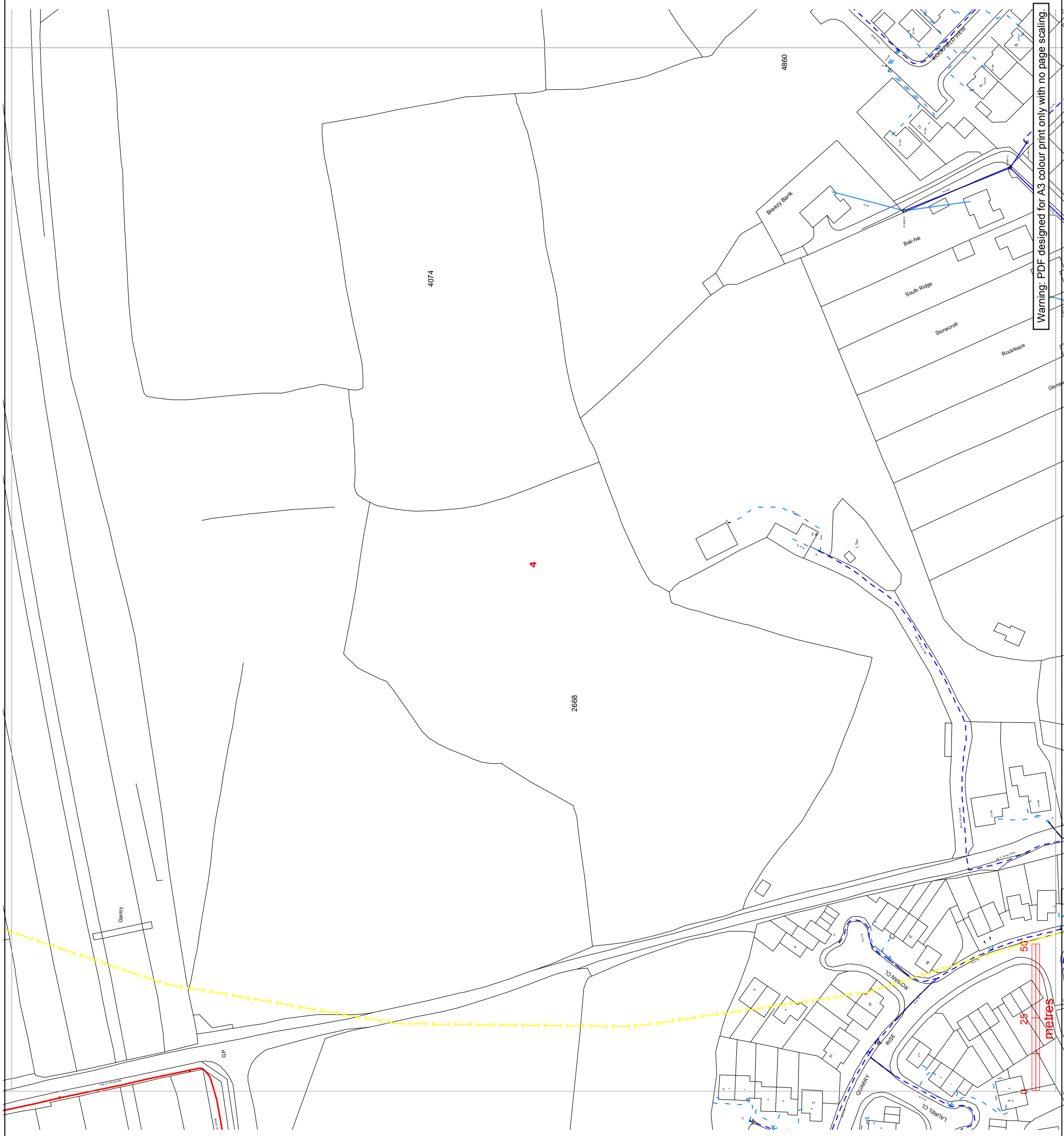
**Report damage immediately – KEEP EVERYONE AWAY FROM THE AREA**

**0800 6783 105**



\*Advice should be sought from the Western Power Distribution Contact Centre for any work that is to take place in proximity to 132kV underground cables and 132kV overhead lines – 0800 096 3080

Crown Copyright © All Rights Reserved. Ordnance Survey Licence numbers: EL27318X, 100024877 and 100021807.  
WPD Copyright: This copy has been made by or with the authority of Western Power Distribution (WPD) pursuant to Section 47 of the Copyright Designs and Patents Act 1988 unless that Act provides a relevant exception to copyright the copy must not be copied without the prior permission of the copyright owner



Warning: PDF designed for A3 colour print only with no page scaling.

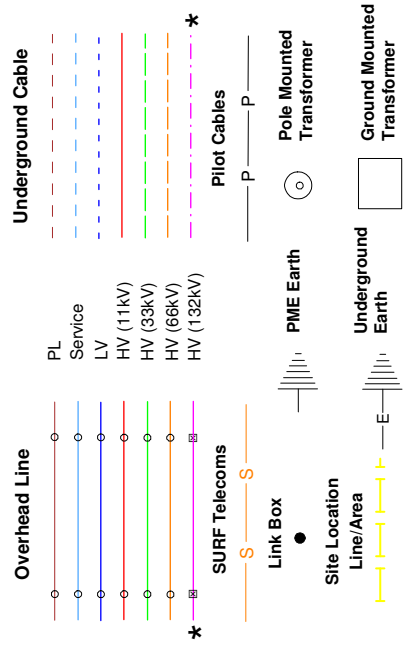
**Contact Us**  
**Mapping Enquiries:** 0121 623 9780  
 All areas  
**General Enquiries:** 0845 724 0240  
 Midlands  
 South Wales  
 South West 0845 601 2989

Date Requested: 30/07/2015  
 Job Reference: 7170275  
 Site Location: 343670 187706  
 Requested by: Mrs Linda Lang  
 Your Scheme/Reference: Rockfield Farm  
 Exact Scales:  
 1:1250 Area or Circle dig site  
 1:500 Line dig site

## IMPORTANT NOTICES

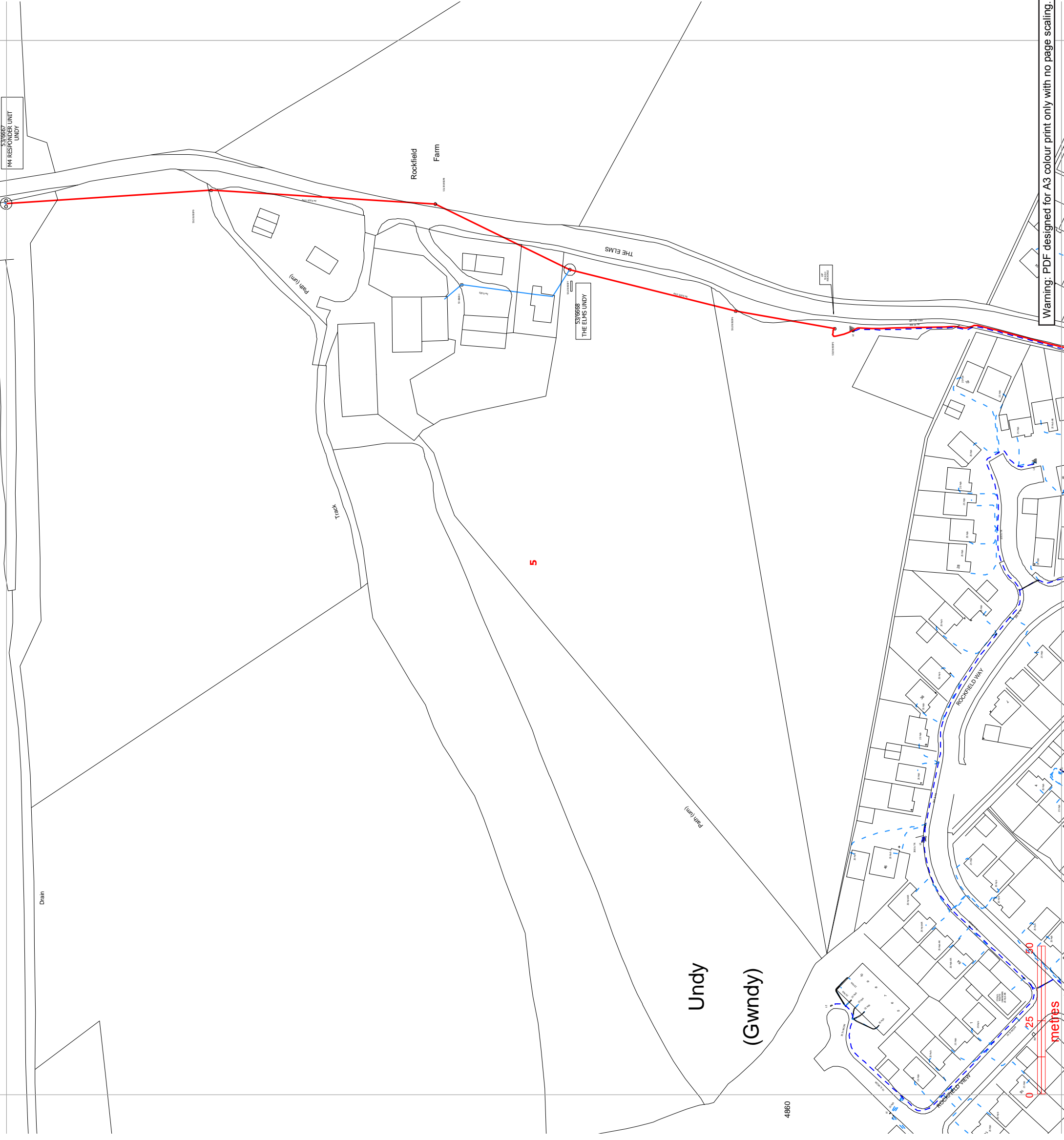
- This information is given as a guide only and its accuracy cannot be guaranteed. Services or recent additions to the network may not be shown.
- Cables, overhead lines & substations owned by other electricity network owners or private companies may be present but will not be shown.
- You should always verify exact locations of cables using a cable locator and by careful use of hand tools in accordance with HSE guidance note HSG47.
- When working within 10m of any overhead electric line you should follow the requirements of HSE Guidance Note GS6.
- For further advice on working near our electricity cables or lines, call our Contact Centre on 0800 096 3080.

**Report damage immediately – KEEP EVERYONE AWAY FROM THE AREA**  
**0800 6783 105**



\*Advice should be sought from the Western Power Distribution Contact Centre for any work that is to take place in proximity to 132kV underground cables and 132kV overhead lines – 0800 096 3080

Crown Copyright © All Rights Reserved. Ordnance Survey Licence numbers: EL27318X, 100024877 and 100021807.  
 WPD Copyright: This copy has been made by or with the authority of Western Power Distribution (WPD) pursuant to Section 47 of the Copyright Designs and Patents Act 1988 unless that Act provides a relevant exception to copyright the copy must not be copied without the prior permission of the copyright owner



**Contact Us**  
**Mapping Enquiries:** 0121 623 9780  
 All areas

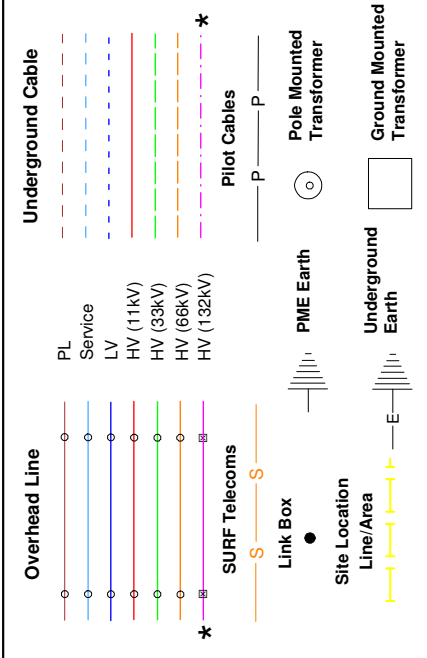
**General Enquiries:** 0845 724 0240  
 Midlands  
 South Wales  
 South West  
 0845 601 3341  
 0845 601 2989

Date Requested: 30/07/2015  
 Job Reference: 7170275  
 Site Location: 343670 187706  
 Requested by: Mrs Linda Lang  
 Your Scheme/Reference: Rockfield Farm  
 Exact Scales:  
 1:1250 Area or Circle dig site  
 1:500 Line dig site

**IMPORTANT NOTICES**


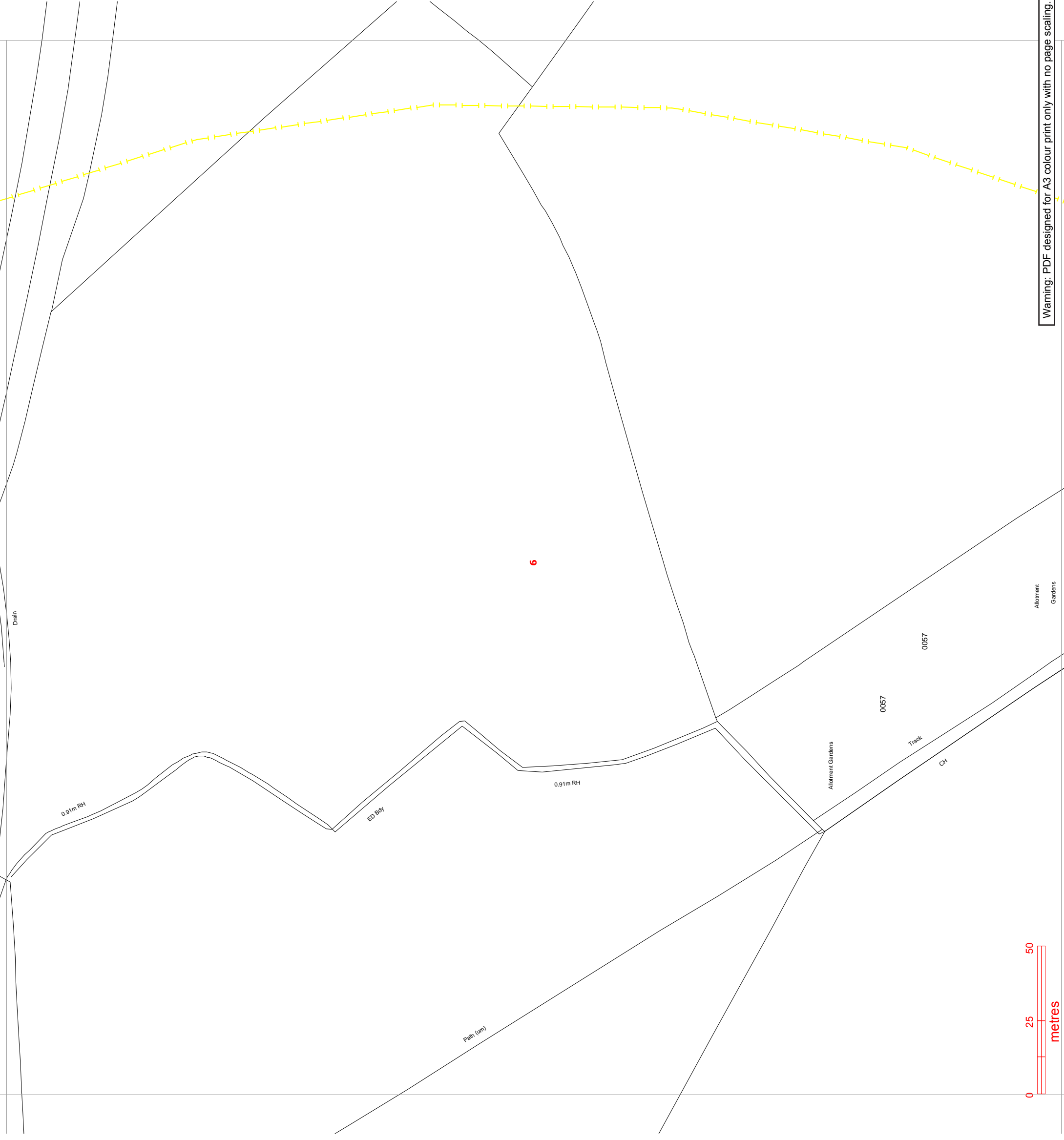
- This information is given as a guide only and its accuracy cannot be guaranteed. Services or recent additions to the network may not be shown.
- Cables, overhead lines & substations owned by other electricity network owners or private companies may be present but will not be shown.
- You should always verify exact locations of cables using a cable locator and by careful use of hand tools in accordance with HSE guidance note HSG47.
- When working within 10m of any overhead electric line you should follow the requirements of HSE Guidance Note GS6.
- For further advice on working near our electricity cables or lines, call our Contact Centre on 0800 096 3080.

**Report damage immediately – KEEP EVERYONE AWAY FROM THE AREA**  
**0800 6783 105**



\*Advice should be sought from the Western Power Distribution Contact Centre for any work that is to take place in proximity to 132kV underground cables and 132kV overhead lines – 0800 096 3080

Crown Copyright © All Rights Reserved. Ordnance Survey Licence numbers: EL27318X, 100024877 and 100021807.  
 WPD Copyright: This copy has been made by or with the authority of Western Power Distribution (WPD) pursuant to Section 47 of the Copyright Designs and Patents Act 1988 unless that Act provides a relevant exception to copyright the copy must not be copied without the prior permission of the copyright owner



Warning: PDF designed for A3 colour print only with no page scaling.

**Contact Us**

**Mapping Enquiries:**  
All areas

0121 623 9780

**General Enquiries:**

Midlands 0845 724 0240  
South Wales 0845 601 3341  
South West 0845 601 2989

Date Requested: 30/07/2015

Job Reference: 7170275

Site Location: 343670 187706

Requested by: Mrs Linda Lang

Your Scheme/Reference: Rockfield Farm

Exact Scales:

1:1250 Area or Circle dig site

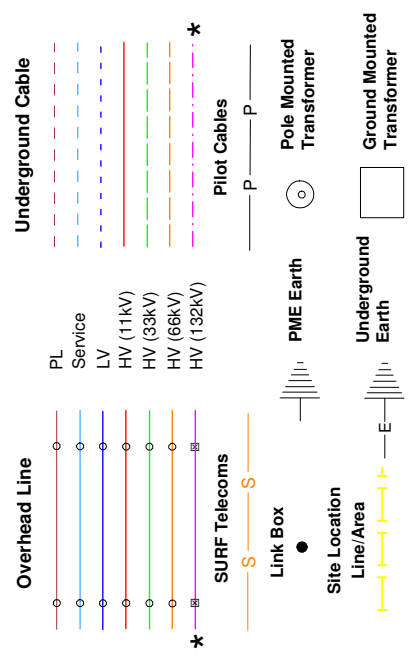
1:500 Line dig site

**IMPORTANT NOTICES**

- This information is given as a guide only and its accuracy cannot be guaranteed. Services or recent additions to the network may not be shown.
- Cables, overhead lines & substations owned by other electricity network owners or private companies may be present but will not be shown.
- You should always verify exact locations of cables using a cable locator and by careful use of hand tools in accordance with HSE guidance note HSG47.
- When working within 10m of any overhead electric line you should follow the requirements of HSE Guidance Note GS6.
- For further advice on working near our electricity cables or lines, call our Contact Centre on 0800 096 3080.

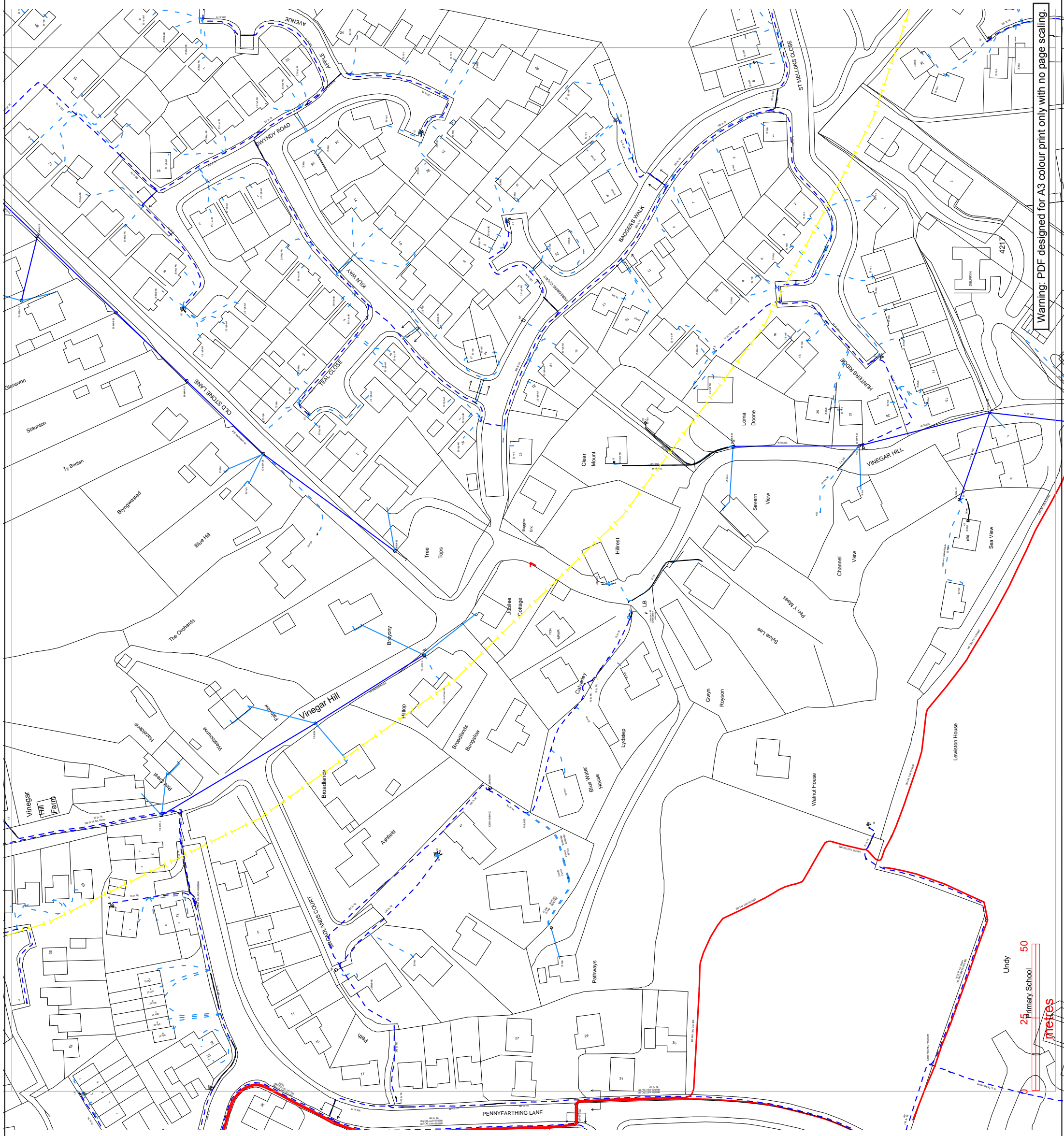
**Report damage immediately – KEEP EVERYONE AWAY FROM THE AREA**

**0800 6783 105**



\*Advice should be sought from the Western Power Distribution Contact Centre for any work that is to take place in proximity to 132kV underground cables and 132kV overhead lines – 0800 096 3080

Crown Copyright © All Rights Reserved. Ordnance Survey Licence numbers: EL27318X, 100024877 and 100021807.  
 WPD Copyright: This copy has been made by or with the authority of Western Power Distribution (WPD) pursuant to Section 47 of the Copyright Designs and Patents Act 1988 unless that Act provides a relevant exception to copyright the copy must not be copied without the prior permission of the copyright owner



Warning: PDF designed for A3 colour print only with no page scaling.



**Contact Us**

**Mapping Enquiries:**  
All areas

0121 623 9780  
0845 724 0240  
0845 601 3341  
0845 601 2989

**General Enquiries:**  
Midlands  
South Wales  
South West

Date Requested: 30/07/2015

Job Reference: 7170275

Site Location: 343670 187706

Requested by: Mrs Linda Lang

Your Scheme/Reference: Rockfield Farm

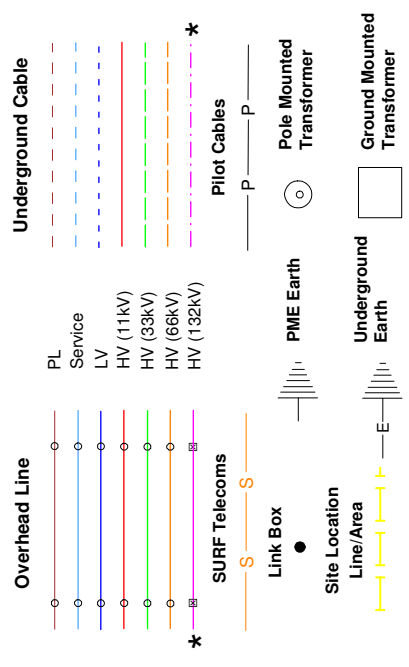
Exact Scales:

- 1:1250 Area or Circle dig site
- 1:500 Line dig site

**IMPORTANT NOTICES**

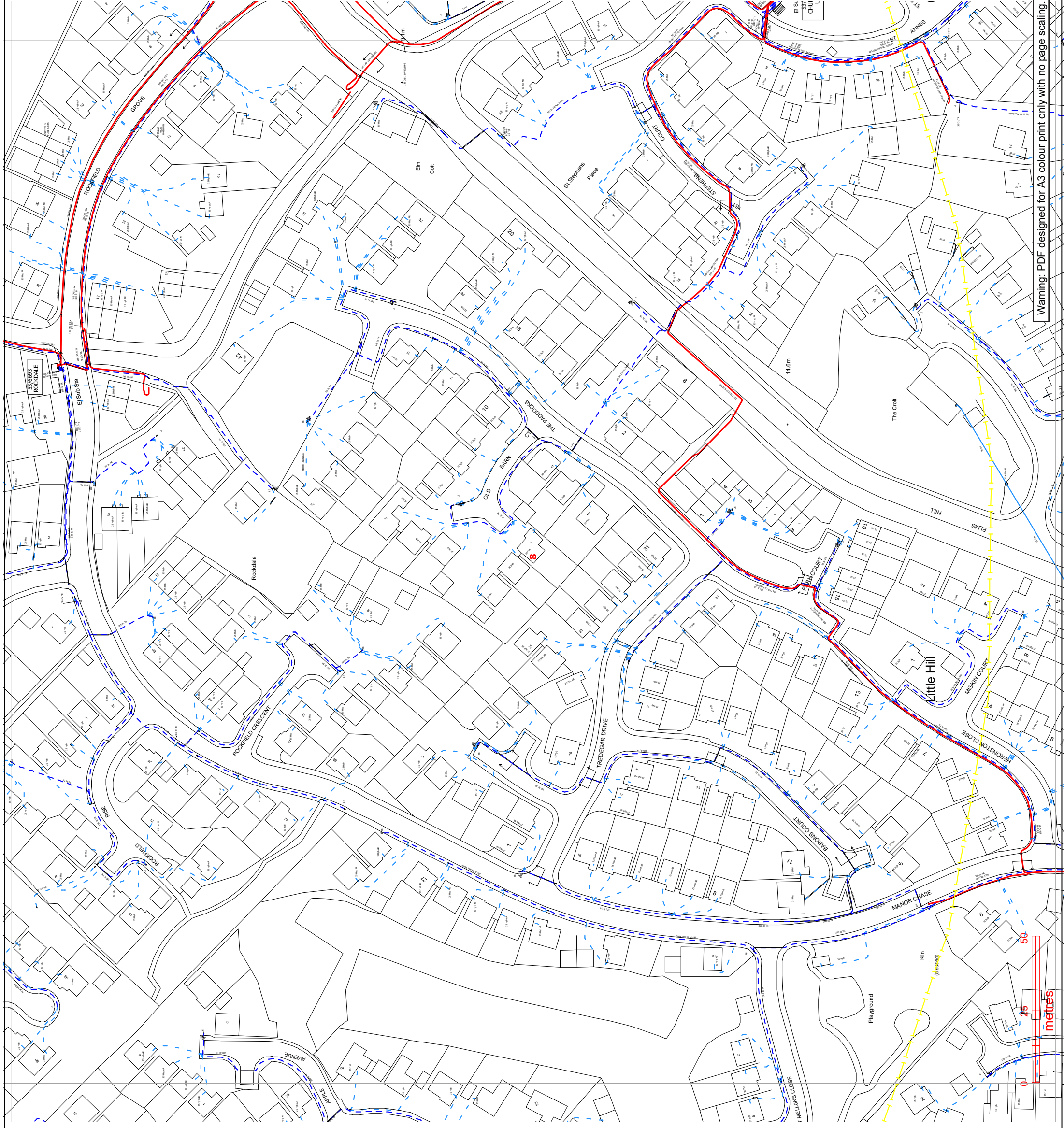
- This information is given as a guide only and its accuracy cannot be guaranteed. Services or recent additions to the network may not be shown.
- Cables, overhead lines & substations owned by other electricity network owners or private companies may be present but will not be shown.
- You should always verify exact locations of cables using a cable locator and by careful use of hand tools in accordance with HSE guidance note HSG47.
- When working within 10m of any overhead electric line you should follow the requirements of HSE Guidance Note GS6.
- For further advice on working near our electricity cables or lines, call our Contact Centre on 0800 096 3080.

**Report damage immediately – KEEP EVERYONE AWAY FROM THE AREA**  
**0800 6783 105**



\*Advice should be sought from the Western Power Distribution Contact Centre for any work that is to take place in proximity to 132kV underground cables and 132kV overhead lines – 0800 096 3080

Crown Copyright © All Rights Reserved. Ordnance Survey Licence numbers: EL27318X, 100024877 and 100021807.  
 WPD Copyright: This copy has been made by or with the authority of the Western Power Distribution (WPD) pursuant to Section 47 of the Copyright Designs and Patents Act 1988 unless that Act provides a relevant exception to copyright the copy must not be copied without the prior permission of the copyright owner



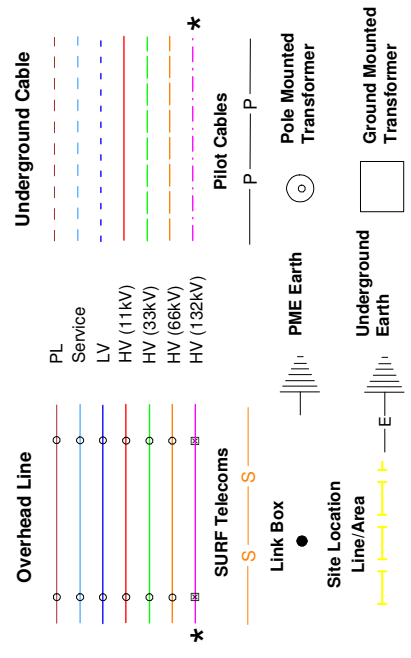
**Contact Us**  
**Mapping Enquiries:** 0121 623 9780  
 All areas  
**General Enquiries:** 0845 724 0240  
 Midlands  
 South Wales 0845 601 3341  
 South West 0845 601 2989

Date Requested: 30/07/2015  
 Job Reference: 7170275  
 Site Location: 343670 187706  
 Requested by: Mrs Linda Lang  
 Your Scheme/Reference: Rockfield Farm  
 Exact Scales:  
 1:1250 Area or Circle dig site  
 1:500 Line dig site

## IMPORTANT NOTICES

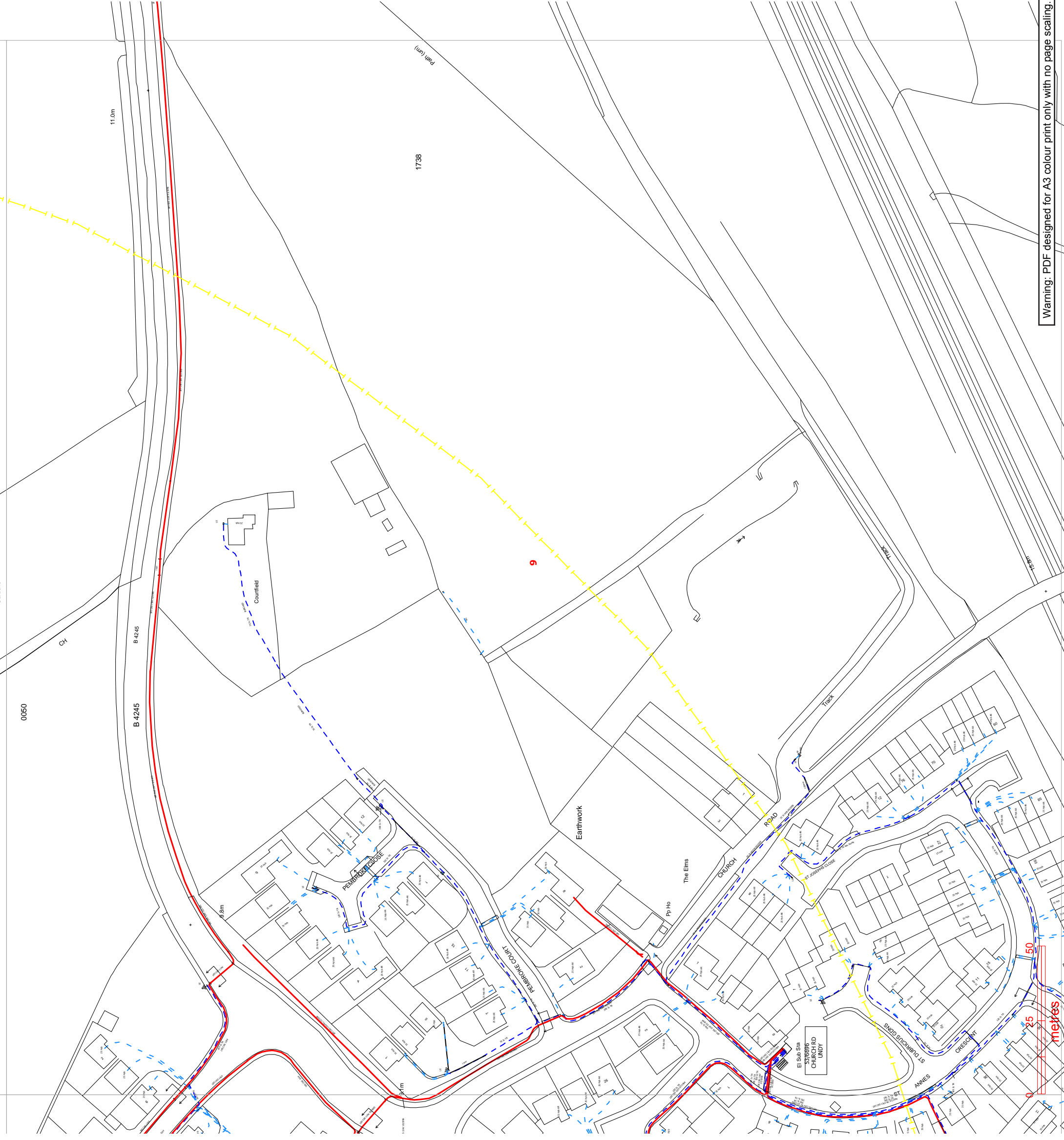
- This information is given as a guide only and its accuracy cannot be guaranteed. Services or recent additions to the network may not be shown.
- Cables, overhead lines & substations owned by other electricity network owners or private companies may be present but will not be shown.
- You should always verify exact locations of cables using a cable locator and by careful use of hand tools in accordance with HSE guidance note HSG47.
- When working within 10m of any overhead electric line you should follow the requirements of HSE Guidance Note GS6.
- For further advice on working near our electricity cables or lines, call our Contact Centre on 0800 096 3080.

**Report damage immediately – KEEP EVERYONE AWAY FROM THE AREA**  
**0800 6783 105**



\*Advice should be sought from the Western Power Distribution Contact Centre for any work that is to take place in proximity to 132kV underground cables and 132kV overhead lines – 0800 096 3080

Crown Copyright © All Rights Reserved. Ordnance Survey Licence numbers: EL27318X, 100024877 and 100021807.  
 WPD Copyright: This copy has been made by or with the authority of Western Power Distribution (WPD) pursuant to Section 47 of the Copyright Designs and Patents Act 1988 unless that Act provides a relevant exception to copyright the copy must not be copied without the prior permission of the copyright owner



Warning: PDF designed for A3 colour print only with no page scaling.